


Set for 2 glass doors up to 16 kg (35 lbs.), with height adjustment

| | No. |
|-----------------------------------|--------------|
| Hawa Clipo 16 GPK IS, for 2 doors | 053.3264.071 |

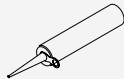
Set consisting of:

| | | 053.3264.071 | No. |
|---|--|--------------|--------------|
|  | Running gear Hawa Clipo 16, with support and screw | 4 | 053.3224.071 |
|  | Hawa Clipo 16/Hawa Regal 16 C stopper, plastic, gray | 2 | 053.3215.071 |
|  | Housing, plastic, anthracite | 4 | 053.3252.071 |
|  | Door follower, plastic, grey | 1 | 053.3075.071 |
|  | Pan head thread forming screw, M3x6 mm (1/8"x1/4"), steel, zinc-plated | 1 | 600.0000.488 |
|  | Bottom guide, plastic, grey | 2 | 053.3253.001 |
|  | Flat countersunk head chipboard screw, 3x12 mm (1/8"x15/32"), steel, zinc-plated | 2 | 766.5030.112 |

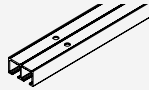
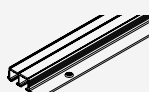
Suspension and glass retaining profiles

| | mm (inch) | No. |
|---|----------------------|--------------|
|  | 2,500 (8' 2 7/16") | 053.3250.250 |
| | 3,500 (11' 5 25/32") | 053.3250.350 |
| | 6,000 (19' 8 7/32") | 053.3250.600 |

Adhesive

| | No. |
|---|--------------|
|  | 098.0027.000 |

Running tracks

| | | mm (inch) | No. |
|---|---|----------------------|--------------|
|  | G: Double running track, for screw fixing, aluminum, anodized | 2,500 (8' 2 7/16") | 053.3247.250 |
| | | 3,500 (11' 5 25/32") | 053.3247.350 |
| | | 6,000 (19' 8 7/32") | 053.3247.600 |
|  | H: Double running track, aluminum, pre-drilled | 2,500 (8' 2 7/16") | 053.3248.250 |
| | | 3,500 (11' 5 25/32") | 053.3248.350 |
| | | 6,000 (19' 8 7/32") | 053.3248.600 |

Soft close up to 8/16 kg (17/35 lbs.)

| | No. |
|---|--------------|
| Soft close Hawa Clipo 16/Hawa Regal C 16, up to 8 kg (17 lbs.) | 053.3332.071 |
| Soft close Hawa Clipo 16/Hawa Regal C 16, up to 16 kg (35 lbs.) | 053.3332.072 |


Set consisting of:

| | | 053.3332.071 | 053.3332.072 | No. |
|---|---|--------------|--------------|--------------|
|  | Damper, up to 8 kg (17 lbs.) | 2 | | 053.3330.071 |
|  | Trigger, with stopper | 2 | 2 | 053.3331.071 |
|  | Cross recessed pan head screw, 2.2x8 mm (3/32"x5/16"), steel, zinc-plated | 2 | 2 | 600.0000.482 |
|  | Damper, up to 16 kg (35 lbs.) | | 2 | 053.3330.072 |

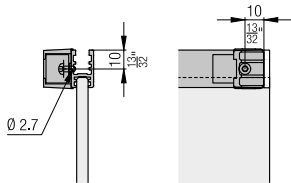
Handles

| | No. |
|---|--------------|
|  | 053.3323.971 |
|  | 053.3091.982 |
| | 053.3091.983 |
|  | 053.3158.901 |

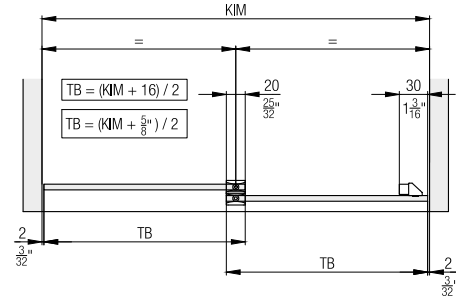
Accessories

| | | No. |
|---|-----------------------------|--------------|
|  | Track cleaner, plastic, red | 040.3142.071 |


Door follower

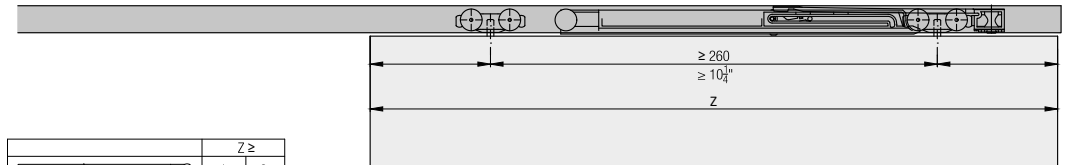



Calculations

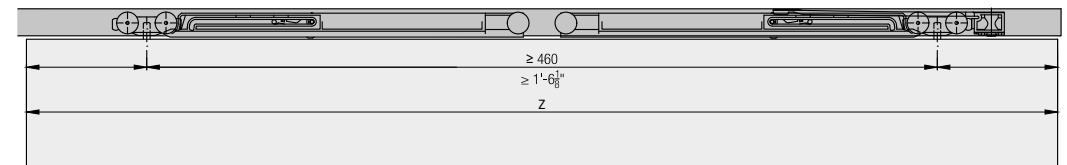


Soft close

| | Z ≥ | |
|---|------------------------------------|-------------------------------------|
| | 1 | 2 |
|  | | |
| Hawa Clipo 16 H IS | 1' 3 ³ / ₄ " | 1' 11 ⁵ / ₈ " |
| Hawa Clipo 16 H MS | 1' 5 ¹ / ₄ " | 2' 1 ¹ / ₈ " |
| Hawa Clipo 16 H FS | 1' 5 ¹ / ₄ " | 2' 1 ¹ / ₈ " |
| Hawa Clipo 16 HM IS | 1' 3 ³ / ₄ " | 1' 11 ⁵ / ₈ " |
| Hawa Clipo 16 GK IS | 1' 3 ³ / ₄ " | 1' 11 ⁵ / ₈ " |
| Hawa Clipo 16 GS IS | 1' 3 ³ / ₄ " | 1' 11 ⁵ / ₈ " |
| Hawa Clipo 16 GPK IS | 1' 3 ³ / ₄ " | 1' 11 ⁵ / ₈ " |
| Hawa Clipo 16 GPPK IS | 1' 3 ³ / ₄ " | 1' 11 ⁵ / ₈ " |



| | Z ≥ | |
|---|-----|-----|
| | 1 | 2 |
|  | | |
| Hawa Clipo 16 H IS | 400 | 600 |
| Hawa Clipo 16 H MS | 438 | 638 |
| Hawa Clipo 16 H FS | 438 | 638 |
| Hawa Clipo 16 HM IS | 400 | 600 |
| Hawa Clipo 16 GK IS | 400 | 600 |
| Hawa Clipo 16 GS IS | 400 | 600 |
| Hawa Clipo 16 GPK IS | 400 | 600 |
| Hawa Clipo 16 GPPK IS | 400 | 600 |



Accessories

– Glass recommendations from page 249

Planning/execution

Further information about the product can be found on www.hawa.com.