


3-WAY ADJUSTABLE CONCEALED HINGE



HES3D-70

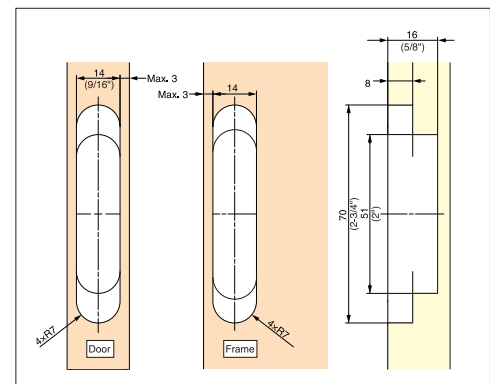
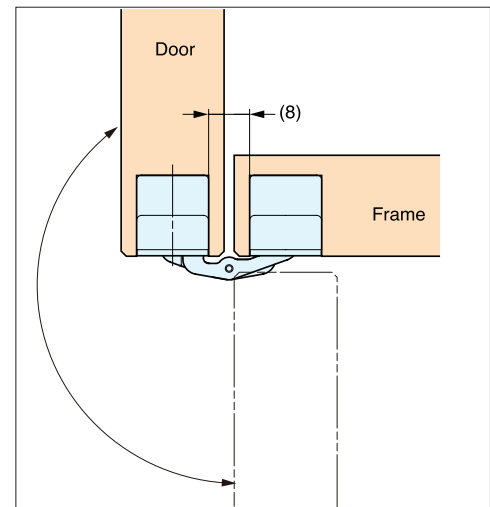
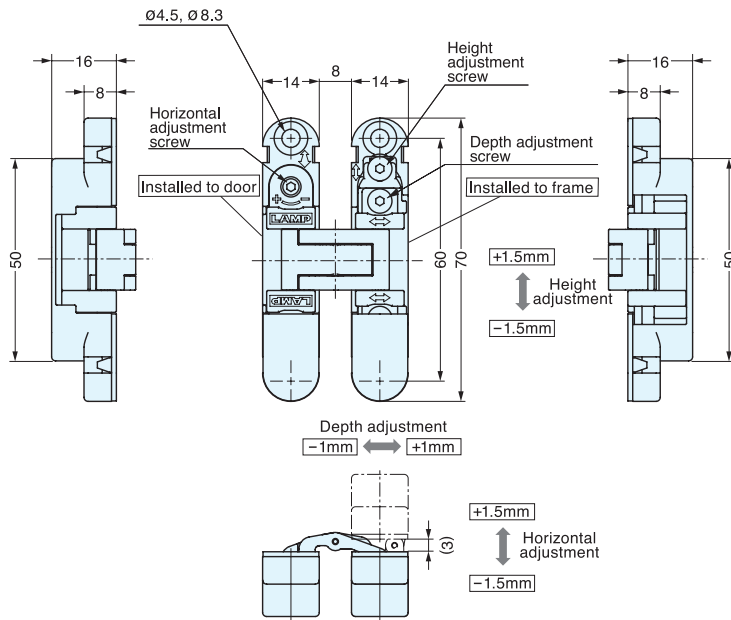


HES3D-70DC

HES3D-70DN

HES3D-70BL

- 3-WAY adjustment function allows vertical, horizontal and depth adjustment after installation.
- Hinge leaves separate for easy installation.
- Covers hide screw heads for clean appearance.
- Includes steel countersunk wood screws.
- Small size for min. 3/4" panel thickness.
- Door weight: Max. 9 kg (19.8 lbs)/2 pcs, 12 kg (26.4 lbs)/3 pcs
- Door thickness: Min. 19 mm (3/4")
- Max. door size: H 1200 mm x W 600 mm (47-1/4" x 23-5/8")



Bore Dimensions

Item No.	Finish	Min. Door Thickness	Weight (g)	Box (pcs)	Carton (pcs)
HES3D-70DC	Dull Chrome	19 (3/4")	95	2	48
HES3D-70DN	Dull Nickel				
HES3D-70BL	Black				

Part Name	Material
Body	Zinc Alloy
Base Frame	
Arm	Stainless Steel
Shaft (Pin)	
Cover	ABS