







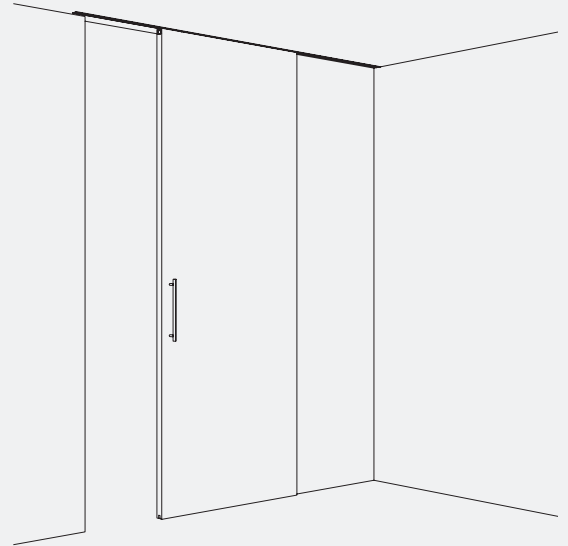
Fitting for top-running wooden doors up to 160 kg (352 lbs.), with surface mounted running track or running track flush with the ceiling. Ceiling mounting. Minimal installation height.

Product highlights

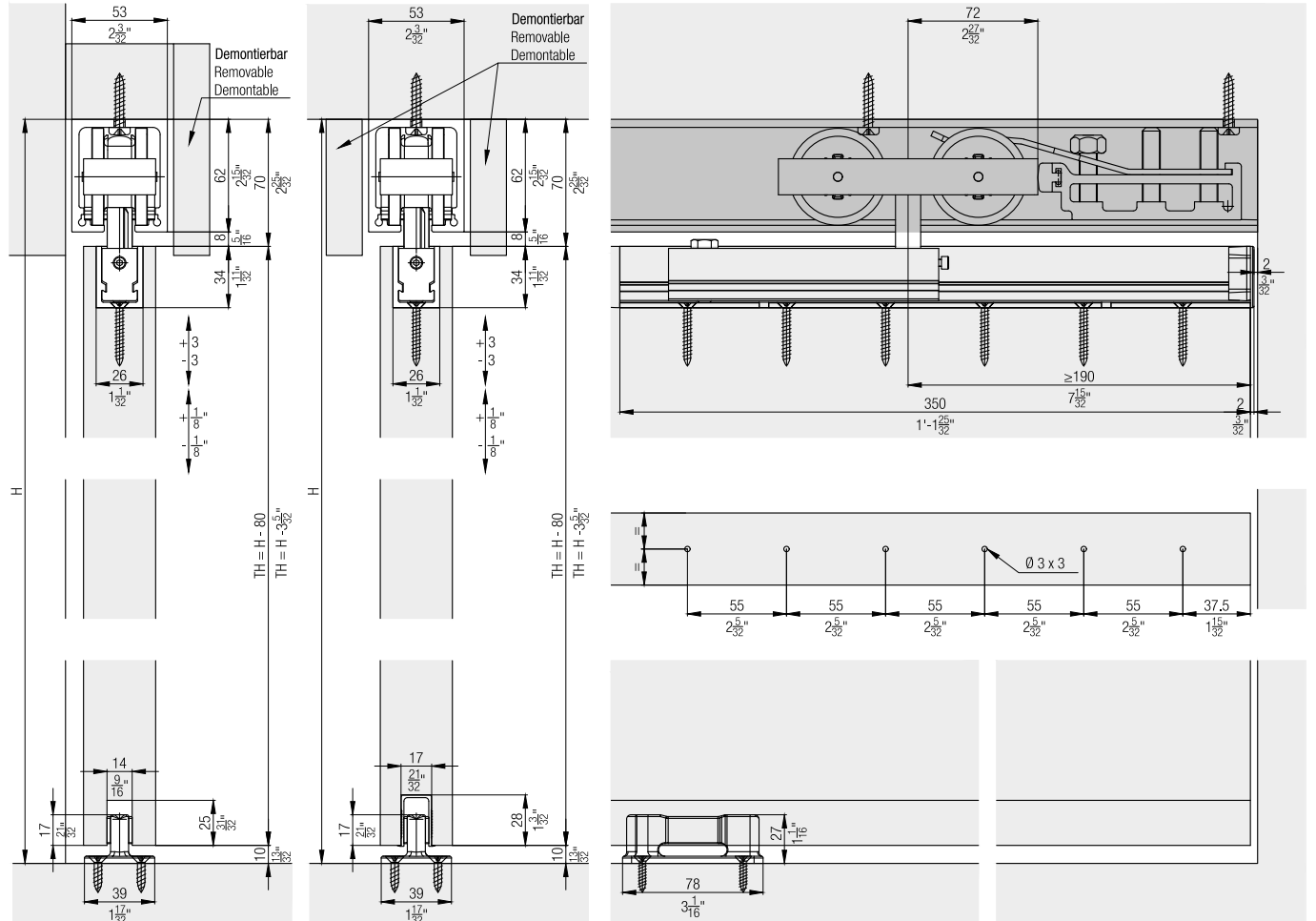
-  **Aesthetics** Low installation height – only minimal gap between door and running track
-  **Productivity** Interlocking of the suspension at the front edge is possible

Technical specifications

-  Max. 160 kg (352 lbs.)
-  Max. 4000 mm (13'1 15/32")
-  Max. 3000 mm (9'10 1/8")
-  35–80 mm (1 3/8" to 3 5/32")



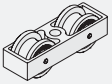
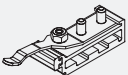
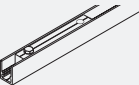



Installation examples




Set for 1 wooden door up to 160 kg (352 lbs.)

	No.
Hawa Junior 160 B, for 1 door	11695
Hawa Junior 160 B, with 2 track stoppers, for 1 door	26044

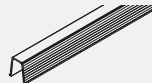
Set consisting of:

		11695	26044	No.
	Running gear, 2-wheeled, plastic, with suspension bolt M14	2	2	10424
	Stopper, with adjustable retention spring	1	2	10639
	Suspension profile, with plate M14	2	2	10491
	Cover cap for glass suspension profile, plastic, anthracite	2	2	20907
	Bottom guide, zero tolerance, groove width 14 mm (9/16"), plastic	1	1	14711
	Rubber buffer, 29x11 mm (1 5/32"x7/16"), for screw fixing	1	1	13114

Running tracks


	mm (inch)	No.
	3,000 (9' 10 1/8 ")	24608
	4,000 (13' 1 15/32")	24607
	5,000 (16' 4 27/32")	24606
	6,000 (19' 8 7/32")	24605
	cut to size	24609

Guide tracks




		mm (inch)	No.
	Guide track, for groove mounting, plastic, 5-piece set	3,000 (9' 10 1/8 ")	14963

Suspension profiles

For better distribution of the door weight, we recommend a continuous suspension profile for heavy sliding doors.

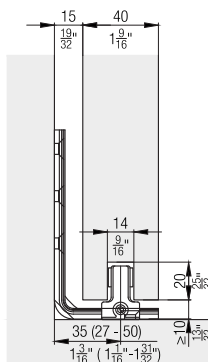
		mm (inch)	No.
	Multi purpose suspension and retainer profile, aluminum, anodized, pre-drilled	6,500 (21' 3 29/32")	10346
		cut to size	10347

Accessories

		No.
	Bottom door stopper, with centering, stainless steel look	21473
	Bottom door stopper, with centering, chrome-plated, matt	20773
	Connecting pins to profiles, 2-piece set	21347

Hawa Confort 160

The convenient solution to an old problem. Inadequate fastening options in brittle sub-floors or in the area of floor heating. This bottom guide is mounted on the wall.


Accessories

- Hawa Junior bottom guides for wall mounting from page 508
- Lock solutions from page 511
- General accessories from page 518

Planning/execution

Further information about the product can be found on www.hawa.com.