





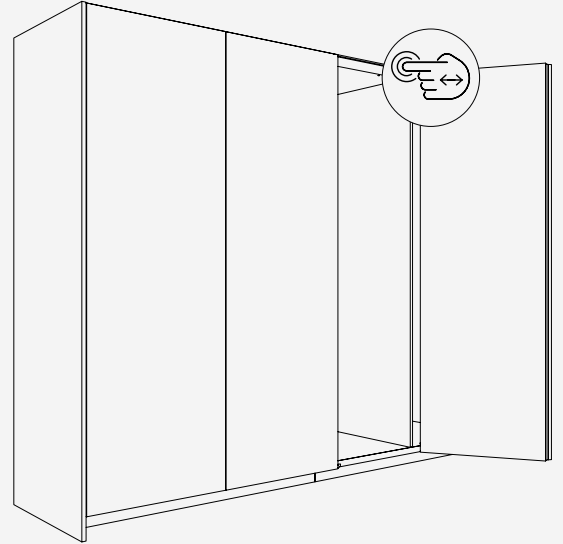
Hardware for pivoting, folding and lateral sliding in of wooden doors up to 20 kg (44 lbs.). Uniform, flush front design with even gap pattern. Push-to-open function for handle-less cabinet designs.

Product highlights

-  **Flexibility** Variable door dimensions, also for floor-to-ceiling, walk-in closets – can be combined with Hawa Concepta III
-  **Productivity** Easy installation thanks to high degree of pre-assembly and intuitive adjustment
-  **Aesthetics** Cabinet designs without handle – the technology remains invisible

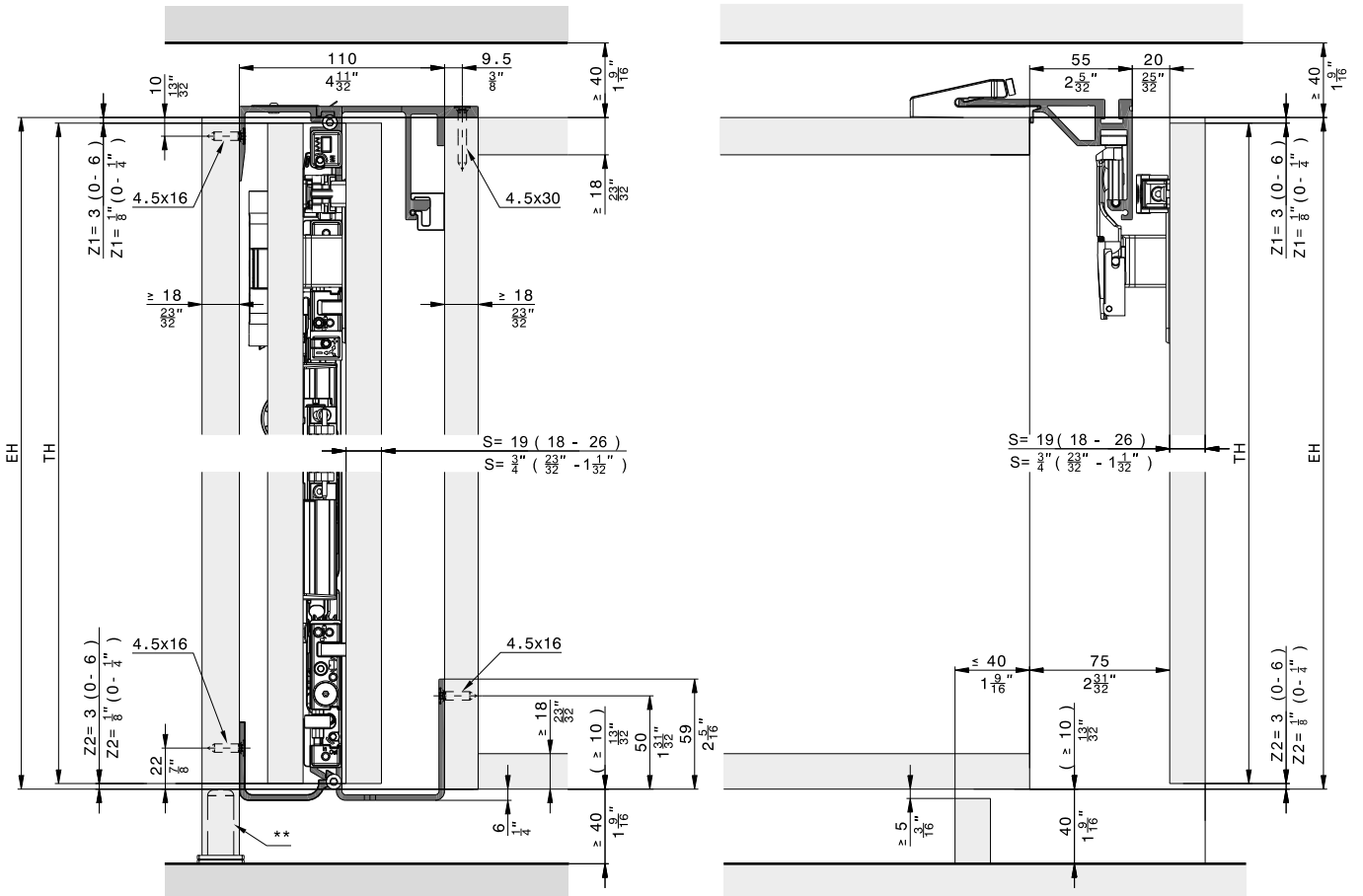
Technical specifications

-  6–20 kg (13 to 44 lbs.)
-  1200–2200 mm (3' 11 1/4" to 7' 2 5/8")
-  440–750 mm (1' 5 5/16" to 2' 5 17/32")
-  18–26 mm (23/32" to 1 1/32")



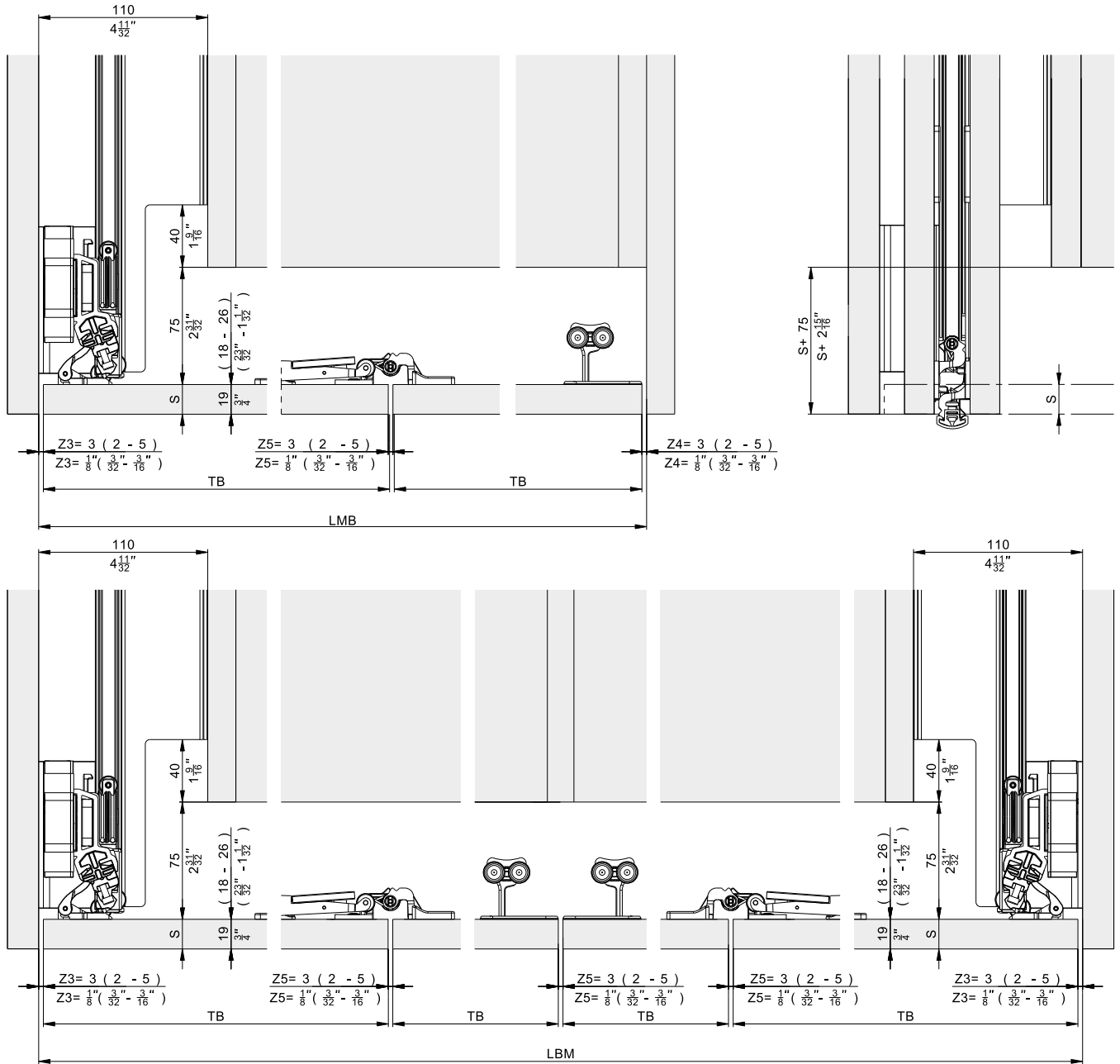
Installation examples

Overlay door without base profile



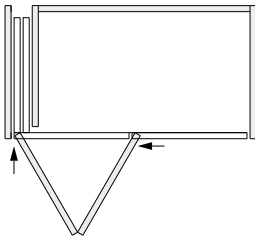
** Recommendation: Use adjustable foot

Overlay door without base profile, 2 and 4 doors



Required components

for 2-door cabinets



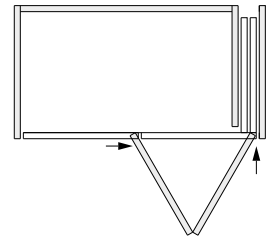
Hawa Folding Concepta III 20 Push, left

Aluminum, anodized

	No.
Hawa Folding Concepta III 20 Push, basic set, door height 1200–2200 mm (3' 11 1/4" to 7' 2 5/8")	31504
Hawa Folding Concepta III 20 Push, slide-in set, left	31508
Hawa Folding Concepta III 20/25, track set 2 doors, left, aluminum, anodized	31514
Hawa Folding Concepta III 20, upright set, door height 1200–2200 mm (3' 11 1/4" to 7' 2 5/8"), aluminum, anodized	31519

Aluminum, black anodized

	No.
Hawa Folding Concepta III 20 Push, basic set, door height 1200–2200 mm (3' 11 1/4" to 7' 2 5/8")	31504
Hawa Folding Concepta III 20 Push, slide-in set, left	31508
Hawa Folding Concepta III 20/25, track set 2 doors, left, aluminum, black anodized	31521
Hawa Folding Concepta III 20, upright set, door height 1200–2200 mm (3' 11 1/4" to 7' 2 5/8"), aluminum, black anodized	31526



Hawa Folding Concepta III 20 Push, right

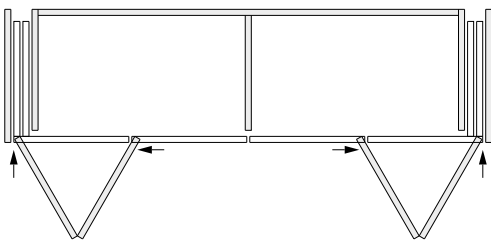
Aluminum, anodized

	No.
Hawa Folding Concepta III 20 Push, basic set, door height 1200–2200 mm (3' 11 1/4" to 7' 2 5/8")	31504
Hawa Folding Concepta III 20 Push, slide-in set, right	31509
Hawa Folding Concepta III 20/25, track set 2 doors, right, aluminum, anodized	31515
Hawa Folding Concepta III 20, upright set, door height 1200–2200 mm (3' 11 1/4" to 7' 2 5/8"), aluminum, anodized	31519

Aluminum, black anodized

	No.
Hawa Folding Concepta III 20 Push, basic set, door height 1200–2200 mm (3' 11 1/4" to 7' 2 5/8")	31504
Hawa Folding Concepta III 20 Push, slide-in set, right	31509
Hawa Folding Concepta III 20/25, track set 2 doors, right, aluminum, black anodized	31522
Hawa Folding Concepta III 20, upright set, door height 1200–2200 mm (3' 11 1/4" to 7' 2 5/8"), aluminum, black anodized	31526

for 4-door cabinets



Hawa Folding Concepta III 20 Push, left/right

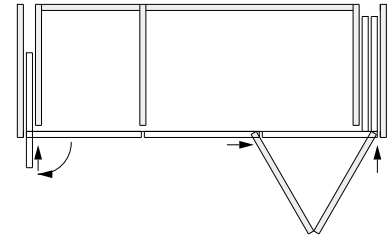
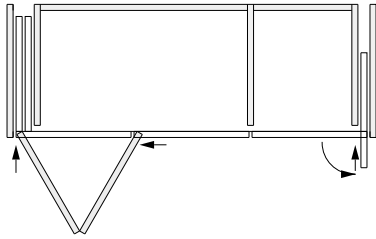
Aluminum, anodized

	Pcs.	No.
Hawa Folding Concepta III 20 Push, basic set, door height 1200–2200 mm (3' 11 1/4" to 7' 2 5/8")	2	31504
Hawa Folding Concepta III 20 Push, slide-in set, left	1	31508
Hawa Folding Concepta III 20 Push, slide-in set, right	1	31509
Hawa Folding Concepta III 20/25, track set 4 doors, aluminum, anodized	1	31518
Hawa Folding Concepta III 20, upright set, door height 1200–2200 mm (3' 11 1/4" to 7' 2 5/8"), aluminum, anodized	2	31519

Aluminum, black anodized

	Pcs.	No.
Hawa Folding Concepta III 20 Push, basic set, door height 1200–2200 mm (3' 11 1/4" to 7' 2 5/8")	2	31504
Hawa Folding Concepta III 20 Push, slide-in set, left	1	31508
Hawa Folding Concepta III 20 Push, slide-in set, right	1	31509
Hawa Folding Concepta III 20/25, track set 4 doors, aluminum, black anodized	1	31525
Hawa Folding Concepta III 20, upright set, door height 1200–2200 mm (3' 11 1/4" to 7' 2 5/8"), aluminum, black anodized	2	31526

for 3-door cabinets



**Hawa Folding Concepta III 20 Push, left with
Hawa Concepta III 25 Push, right**

Aluminum, anodized

	No.
Hawa Folding Concepta III 20 Push, basic set, door height 1200–2200 mm (3' 11 1/4" to 7' 2 5/8")	31504
Hawa Folding Concepta III 20 Push, slide-in set, left	31508
Hawa Folding Concepta III 20/25, track set 3 doors, left, aluminum, anodized	31516
Hawa Folding Concepta III 20, upright set, door height 1200–2200 mm (3' 11 1/4" to 7' 2 5/8"), aluminum, anodized	31519
Hawa Concepta III 25 Push/Pull, basic set right, door height 1200–2200 mm (3' 11 1/4" to 7' 2 5/8")	30995
Hawa Concepta III 25/35 Push, slide-in set, right	30999
Upright profile, for door height 1200–2200 mm (3' 11 1/4" to 7' 2 5/8"), aluminum, anodized, L= 1974 mm (6' 5 23/32")	30778
Connector set 55 mm (2 5/32"), for exterior connection to cabinet	31005

Aluminum, black anodized

	No.
Hawa Folding Concepta III 20 Push, basic set, door height 1200–2200 mm (3' 11 1/4" to 7' 2 5/8")	31504
Hawa Folding Concepta III 20 Push, slide-in set, left	31508
Hawa Folding Concepta III 20/25, track set 3 doors, left, aluminum, black anodized	31523
Hawa Folding Concepta III 20, upright set, door height 1200–2200 mm (3' 11 1/4" to 7' 2 5/8"), aluminum, black anodized	31526
Hawa Concepta III 25 Push/Pull, basic set right, door height 1200–2200 mm (3' 11 1/4" to 7' 2 5/8")	30995
Hawa Concepta III 25/35 Push, slide-in set, right	30999
Upright profile, for door height 1200–2200 mm (3' 11 1/4" to 7' 2 5/8"), aluminum, anodized, L= 1974 mm (6' 5 23/32")	30778
Connector set 55 mm (2 5/32"), for exterior connection to cabinet	31005

**Hawa Folding Concepta III 20 Push, right with
Hawa Concepta III 25 Push, left**

Aluminum, anodized

	No.
Hawa Folding Concepta III 20 Push, basic set, door height 1200–2200 mm (3' 11 1/4" to 7' 2 5/8")	31504
Hawa Folding Concepta III 20 Push, slide-in set, right	31509
Hawa Folding Concepta III 20/25, track set 3 doors, right, aluminum, anodized	31517
Hawa Folding Concepta III 20, upright set, door height 1200–2200 mm (3' 11 1/4" to 7' 2 5/8"), aluminum, anodized	31519
Hawa Concepta III 25 Push/Pull, basic set left, door height 1200–2200 mm (3' 11 1/4" to 7' 2 5/8")	30994
Hawa Concepta III 25/35 Push, slide-in set, left	30998
Upright profile, for door height 1200–2200 mm (3' 11 1/4" to 7' 2 5/8"), aluminum, anodized, L= 1974 mm (6' 5 23/32")	30778
Connector set 55 mm (2 5/32"), for exterior connection to cabinet	31005





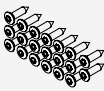




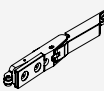




Aluminum, black anodized

	No.
Hawa Folding Concepta III 20 Push, basic set, door height 1200–2200 mm (3' 11 1/4" to 7' 2 5/8")	31504
Hawa Folding Concepta III 20 Push, slide-in set, right	31509
Hawa Folding Concepta III 20/25, track set 3 doors, right, aluminum, black anodized	31524
Hawa Folding Concepta III 20, upright set, door height 1200–2200 mm (3' 11 1/4" to 7' 2 5/8"), aluminum, black anodized	31526
Hawa Concepta III 25 Push/Pull, basic set left, door height 1200–2200 mm (3' 11 1/4" to 7' 2 5/8")	30994
Hawa Concepta III 25/35 Push, slide-in set, left	30998
Upright profile, for door height 1200–2200 mm (3' 11 1/4" to 7' 2 5/8"), aluminum, anodized, L= 1974 mm (6' 5 23/32")	30778
Connector set 55 mm (2 5/32"), for exterior connection to cabinet	31005

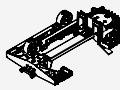


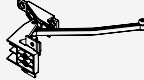

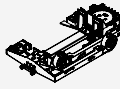
Hawa Configurator

List of individual parts, which are included in the sets

Set for 1 folding/slide-in door up to 20 kg (44 lbs.)

		No.	
Hawa Folding Concepta III 20 Push, basic set, door height 1200–2200 mm (3' 11 1/4" to 7' 2 5/8")		31504	
		31504	No.
Set consisting of:			
	Slot nuts for hinge attachment, plastic, black	3	30686
	Mounting plate for hinge with height adjustment, steel, nickel-plated	1	30738
	Concealed hinge, without soft closing mechanism and closing spring, steel, nickel plated	3	31435
	Center concealed hinge, spring loaded, steel, matt nickel-plated	3	30794
	Screw for concealed hinges and center concealed hinges, 4x16 mm (5/32"x5/8"), set of 20 pieces	1	31532
	Folding running gear, nickel-plated	1	31313
	Folding running gear hinge	1	31314
	Screw set for Push-to-open and folding door soft closing mechanism	1	31531
	Folding door soft closing mechanism	1	31064
	Push-to-open for folding door	1	31332
	Counterplate for Push-to-open folding door, plastic, black	1	31036
	Set of adjusting tools	1	31047
	Countersunk head screw, 4.5x16 mm (3/16"x5/8"), steel, zinc-plated, set of 28 pieces	1	31529
	Screw set for double running track and Connector attachment at the bottom	1	31530

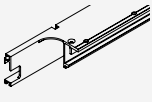
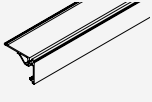
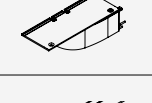

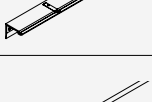

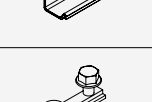



Suitable slide-in set

		No.		
Hawa Folding Concepta III 20 Push, slide-in set, left		31508		
Hawa Folding Concepta III 20 Push, slide-in set, right		31509		
		31508	31509	
Set consisting of:				
	Slide-in unit Hawa Folding Concepta III 20 Push, left	1	31448	
	End stop bracket for Push ejector, steel, zinc-plated	1	1	31072
	Push ejector, plastic, black	1	1	31010
	Slide-in securing mechanism, plastic, black	1	1	30966
	Adhesive plate for Push-to-open folding door, with double-sided adhesive tape, silver-gray and black	1	1	52118
	Slide-in unit Hawa Folding Concepta III 20 Push, right		1	31450

Suitable 2-door and 4-door track sets, aluminum, anodized


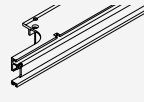

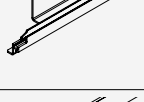
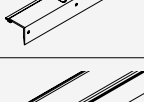

	No.
Hawa Folding Concepta III 20/25, track set 2 doors, left, aluminum, anodized	31514
Hawa Folding Concepta III 20/25, track set 2 doors, right, aluminum, anodized	31515
Hawa Folding Concepta III 20/25, track set 4 doors, aluminum, anodized	31518

Set consisting of:

		31514	31515	31518	No.
 Double running track top left, aluminum, anodized, L= 820 mm (2' 8 9/32")	1		1		31339
 Running track front, aluminum, anodized, L= 1272 mm (4' 2 3/32")	1	1			31210
 Running track curve, left, aluminum, anodized	1		1		31365
 Bottom guide track left, aluminum, anodized, L= 820 mm (2' 8 9/32")	1		1		31336
 Connector, top left L= 788 mm (2' 7 1/32")	1		1		31370
 Connecting profile for Connector, top, aluminum, L= 660 mm (2' 1 31/32")	1	1		2	30977
 Connector clips, bottom, plastic, black, L= 94 mm (3 11/16")	3	3		6	31086
 Connector part for running track curve, steel, zinc-plated	1	1		2	31543
 Double running track support, plastic, black	1	1		2	31359
 Running track adapter, plastic, anthracite, set of 4 pieces	1	1		2	23645

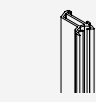
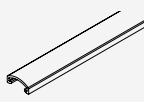

Continued table on next column

Table continued from previous column

 Countersunk head screw for running track adapter, 4.5x16 mm (3/16"x5/8"), set of 16 pieces	1	1	2		31585
 Double running track top right, aluminum, anodized, L= 820 mm (2' 8 9/32")		1	1		31340
 Running track curve, right, aluminum, anodized		1	1		31366
 Bottom guide track right, aluminum, anodized, L= 820 mm (2' 8 9/32")		1	1		31337
 Connector, top right L= 788 mm (2' 7 1/32")		1	1		31371
 Running track front, aluminum, anodized, L= 2539 mm (8' 3 31/32")			1		31343

Upright set, aluminum, anodized

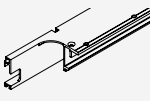
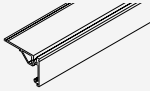
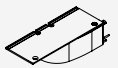
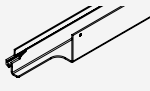
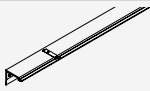







	No.
Hawa Folding Concepta III 20, upright set, door height 1200–2200 mm (3' 11 1/4" to 7' 2 5/8"), aluminum, anodized	31519

	31519	No.
 Upright profile, for door height 1200–2200 mm (3' 11 1/4" to 7' 2 5/8"), aluminum, anodized, L= 1974 mm (6' 5 23/32")	1	30778
 Cover panel for door joint, for door height 1200–2200 mm (3' 11 1/4" to 7' 2 5/8"), aluminum, anodized, L= 2200 mm (7' 2 5/8")	1	31230
 Retaining clip for cover panel 2200 mm (7' 2 5/8"), plastic, black, set of 6 pieces	1	31502

Suitable 3-door track sets, aluminum, anodized


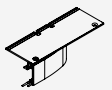

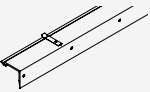
	No.
Hawa Folding Concepta III 20/25, track set 3 doors, left, aluminum, anodized	31516
Hawa Folding Concepta III 20/25, track set 3 doors, right, aluminum, anodized	31517

Set consisting of:

	31516	31517	No.
 Double running track top left, aluminum, anodized, L= 820 mm (2' 8 9/32")	1		31339
 Running track front, aluminum, anodized, L= 1954 mm (6' 4 15/16")	1	1	31341
 Running track curve, left, aluminum, anodized	1		31365
 Bottom guide track left, aluminum, anodized, L= 820 mm (2' 8 9/32")	1		31336
 Connector, top left L= 788 mm (2' 7 1/32")	1		31370
 Connecting profile for Connector, top, aluminum, L= 660 mm (2' 1 31/32")	1	1	30977
 Connector clips, bottom, plastic, black, L= 94 mm (3 11/16")	3	3	31086
 Connector part for running track curve, steel, zinc-plated	1	1	31543
 Double running track support, plastic, black	1	1	31359
 Running track adapter, plastic, anthracite, set of 6 pieces	1	1	24870
 Stop set 3 doors Push/Pull	1	1	31538
 Countersunk head screw for running track adapter, 4.5x16 mm (3/16"x5/8"), set of 24 pieces	1	1	31587

Continued table on next column

Table continued from previous column

 Double running track top right, aluminum, anodized, L= 820 mm (2' 8 9/32")	1	31340
 Running track curve, right, aluminum, anodized	1	31366
 Bottom guide track right, aluminum, anodized, L= 820 mm (2' 8 9/32")	1	31337
 Connector, top right L= 788 mm (2' 7 1/32")	1	31371

Suitable 2-door and 4-door track sets, aluminum, black anodized

	No.
Hawa Folding Concepta III 20/25, track set 2 doors, left, aluminum, black anodized	31521
Hawa Folding Concepta III 20/25, track set 2 doors, right, aluminum, black anodized	31522
Hawa Folding Concepta III 20/25, track set 4 doors, aluminum, black anodized	31525

Set consisting of:		31521	31522	31525	No.
	Double running track top left, aluminum, anodized, L= 820 mm (2' 8 9/32")	1	1		31339
	Running track front, aluminum, black anodized, L= 1272 mm (4' 2 3/32")	1	1		31211
	Running track curve, left, aluminum, black anodized	1		1	31367
	Bottom guide track left, aluminum, anodized, L= 820 mm (2' 8 9/32")	1		1	31336
	Connector, top left L= 788 mm (2' 7 1/32")	1		1	31370
	Connecting profile for Connector, top, aluminum, L= 660 mm (2' 1 31/32")	1	1	2	30977
	Connector clips, bottom, plastic, black, L= 94 mm (3 11/16")	3	3	6	31086
	Connector part for running track curve, steel, zinc-plated	1	1	2	31543
	Double running track support, plastic, black	1	1	2	31359
	Running track adapter, plastic, anthracite, set of 4 pieces	1	1	2	23645

Continued table on next column

Table continued from previous column

	Countersunk head screw for running track adapter, 4.5x16 mm (3/16"x5/8"), set of 16 pieces	1	1	2	31585
	Cover-up pen for cut edge, black	1	1	1	52117
	Double running track top right, aluminum, anodized, L= 820 mm (2' 8 9/32")		1	1	31340
	Running track curve, right, aluminum, black anodized		1	1	31368
	Bottom guide track right, aluminum, anodized, L= 820 mm (2' 8 9/32")		1	1	31337
	Connector, top right L= 788 mm (2' 7 1/32")		1	1	31371
	Running track front, aluminum, black anodized, L= 2539 mm (8' 3 31/32")			1	31344

Upright set, aluminum, black anodized

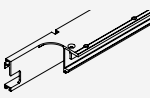
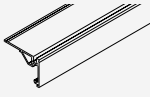
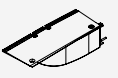
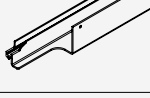
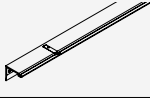







	No.
Hawa Folding Concepta III 20, upright set, door height 1200–2200 mm (3' 11 1/4" to 7' 2 5/8"), aluminum, black anodized	31526

Set consisting of:		31526	No.
	Upright profile, for door height 1200–2200 mm (3' 11 1/4" to 7' 2 5/8"), aluminum, anodized, L= 1974 mm (6' 5 23/32")	1	30778
	Cover panel for door joint, for door height 1200–2200 mm (3' 11 1/4" to 7' 2 5/8"), aluminum, black anodized, L= 2200 mm (7' 2 5/8")	1	31231
	Retaining clip for cover panel 2200 mm (7' 2 5/8"), plastic, black, set of 6 pieces	1	31502

Suitable 3-door track sets, aluminum, black anodized




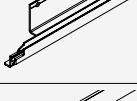

	No.
Hawa Folding Concepta III 20/25, track set 3 doors, left, aluminum, black anodized	31523
Hawa Folding Concepta III 20/25, track set 3 doors, right, aluminum, black anodized	31524

Set consisting of:


		31523	31524	No.
	Double running track top left, aluminum, anodized, L= 820 mm (2' 8 9/32")	1		31339
	Running track front, aluminum, black anodized, L= 1954 mm (6' 4 15/16")	1	1	31342
	Running track curve, left, aluminum, black anodized	1		31367
	Bottom guide track left, aluminum, anodized, L= 820 mm (2' 8 9/32")	1		31336
	Connector, top left L= 788 mm (2' 7 1/32")	1		31370
	Connecting profile for Connector, top, aluminum, L= 660 mm (2' 1 31/32")	1	1	30977
	Connector clips, bottom, plastic, black, L= 94 mm (3 11/16")	3	3	31086
	Connector part for running track curve, steel, zinc-plated	1	1	31543
	Double running track support, plastic, black	1	1	31359
	Running track adapter, plastic, anthracite, set of 6 pieces	1	1	24870
	Stop set 3 doors Push/Pull	1	1	31538
	Countersunk head screw for running track adapter, 4.5x16 mm (3/16"x5/8"), set of 24 pieces	1	1	31587

Continued table on next column

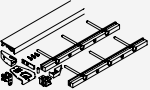
Table continued from previous column

	Cover-up pen for cut edge, black	1	1	52117
	Double running track top right, aluminum, anodized, L= 820 mm (2' 8 9/32")		1	31340
	Running track curve, right, aluminum, black anodized		1	31368
	Bottom guide track right, aluminum, anodized, L= 820 mm (2' 8 9/32")		1	31337
	Connector, top right, L= 788 mm (2' 7 1/32")		1	31371

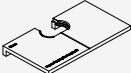

Reinforcement profiles

	No.	
	Reinforcement profile for running track front, 2765 mm (9' 27/32"), 4 doors, aluminum, anodized	52109
	Reinforcement profile for running track front, 2085 mm (6' 10 3/32"), 3 doors, aluminum, anodized	52110

Base profiles

	No.	
	Base profile set, 2 doors, aluminum, anodized	52089
	Base profile set, 3 doors, aluminum, anodized	52090
	Base profile set, 4 doors, aluminum, anodized	52091
	Base profile set, 2 doors, aluminum, black anodized	52092
	Base profile set, 3 doors, aluminum, black anodized	52093
	Base profile set, 4 doors, aluminum, black anodized	52094

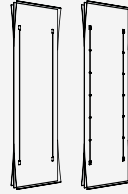
Accessories

	No.	
	Routing jig for folding hinge	52121
	Magnetic centering part, with including drilling jig, aluminum, anodized	24006

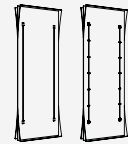
Straightening fitting

→ Details under accessories from page 323

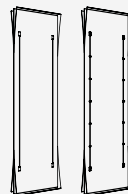
Aluminum, untreated

	No.	
	Straightening fitting for doors 1715–2275 mm (3' 11 27/32" to 5' 9 7/8"), aluminum	056.3192.079
	Straightening fitting for doors 1215–1775 mm (3' 11 27/32" to 5' 9 7/8"), aluminum	056.3192.073

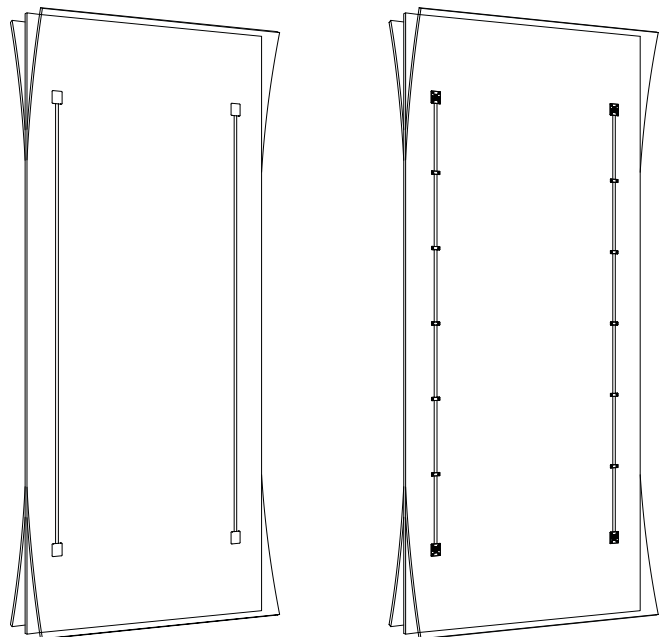
Aluminum, anodized

	Nr.	
	Straightening fitting for doors 1715–2275 mm (5' 7 17/32" to 7' 5 9/16"), aluminum, anodized, can be shortened for doors 1215–1715 mm (3' 11 27/32" to 5' 7 17/32")	056.3192.080

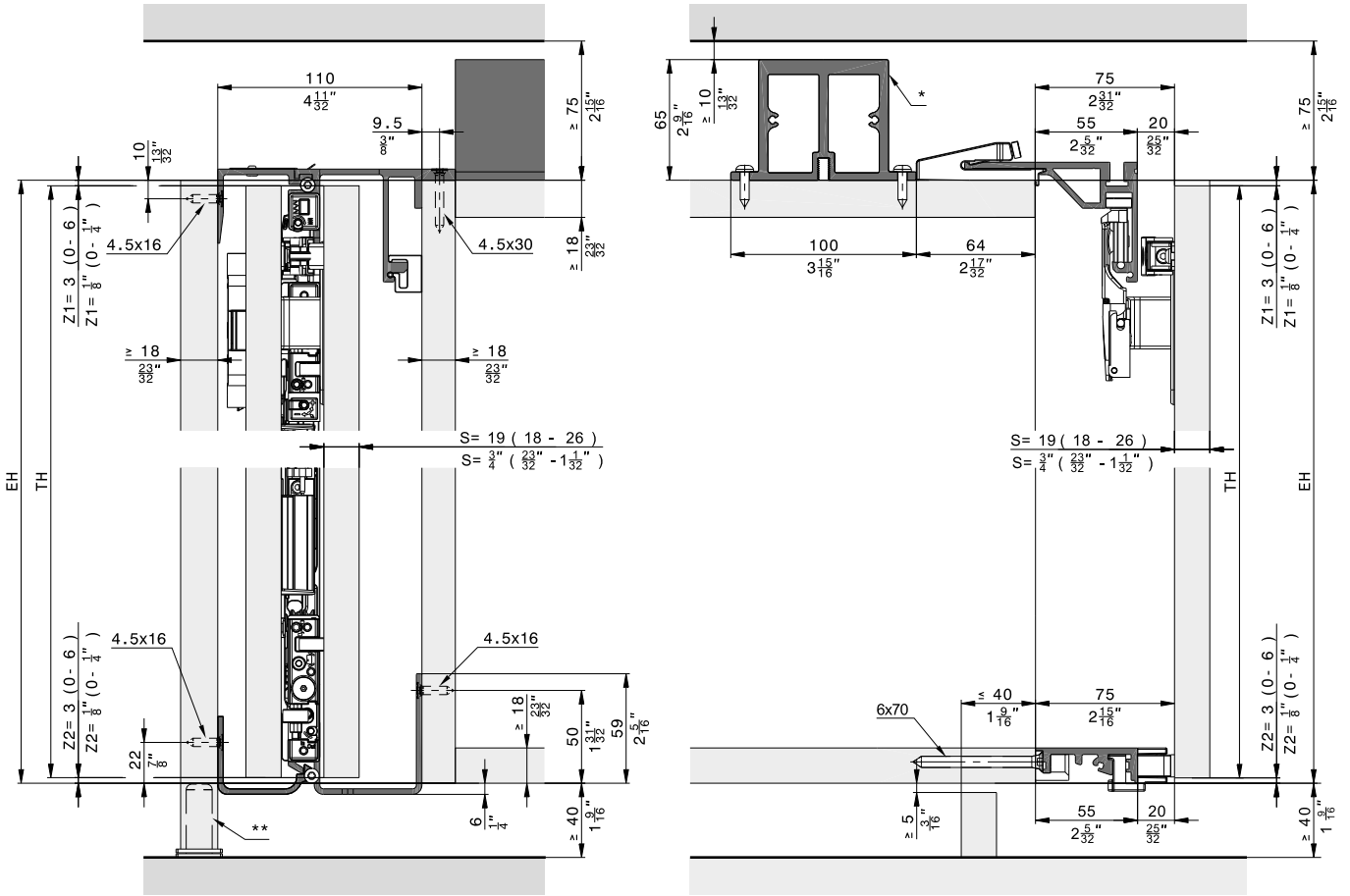
Aluminum, black anodized

	No.	
	Straightening fitting for doors 1715–2275 mm (5' 7 15/32" to 7' 5 9/16"), aluminum, black anodized	056.3192.081
	Straightening fitting for doors 1215–1775 mm (3' 11 27/32" to 5' 9 7/8"), aluminum, black anodized	056.3192.076

Straightening fitting



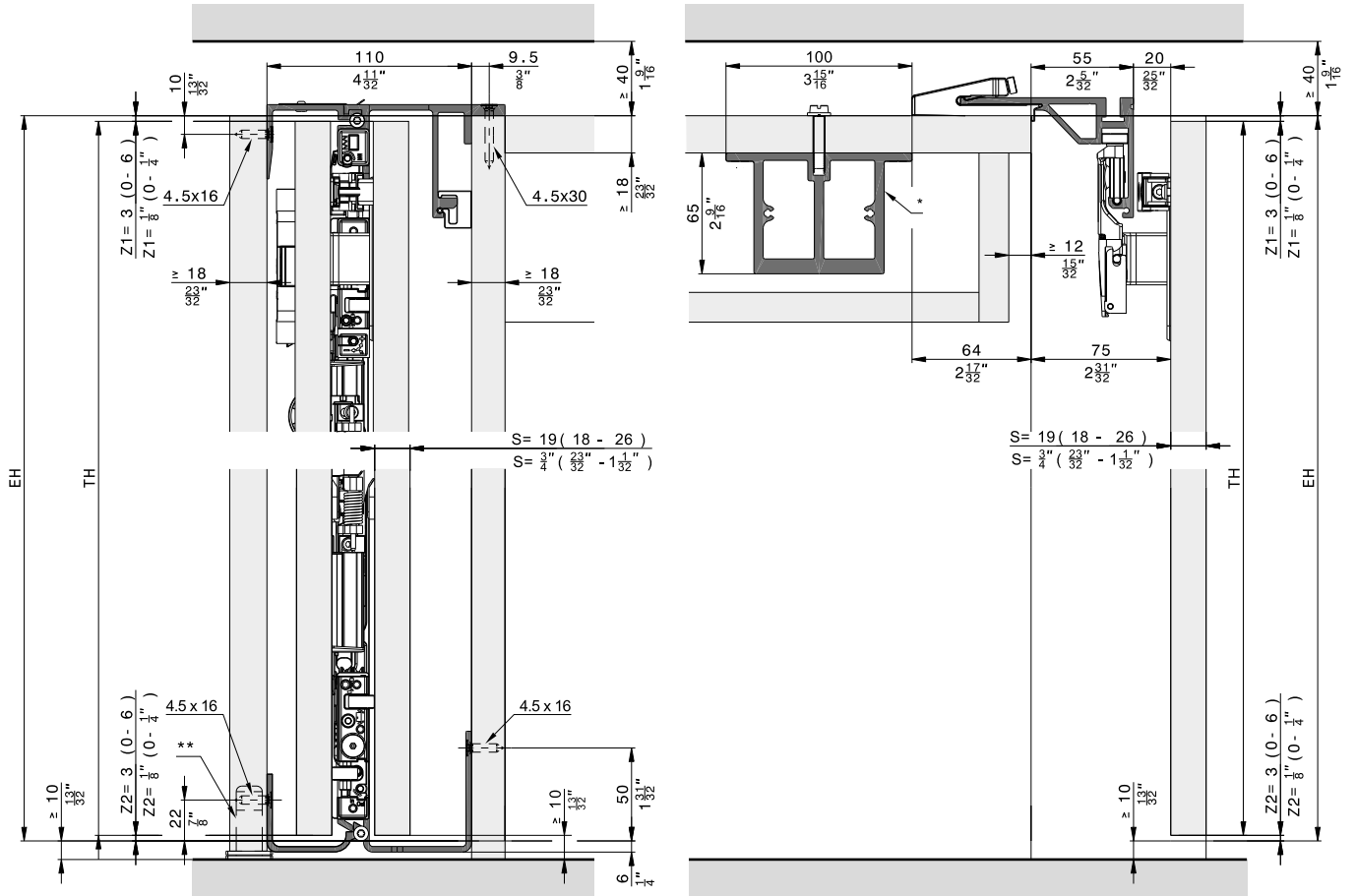
Further installation examples
 Overlay door with base profile, 2 and 4 doors



* Reinforcement profile for 3-door and 4-door systems without separating walls

** Recommendation: Use adjustable foot

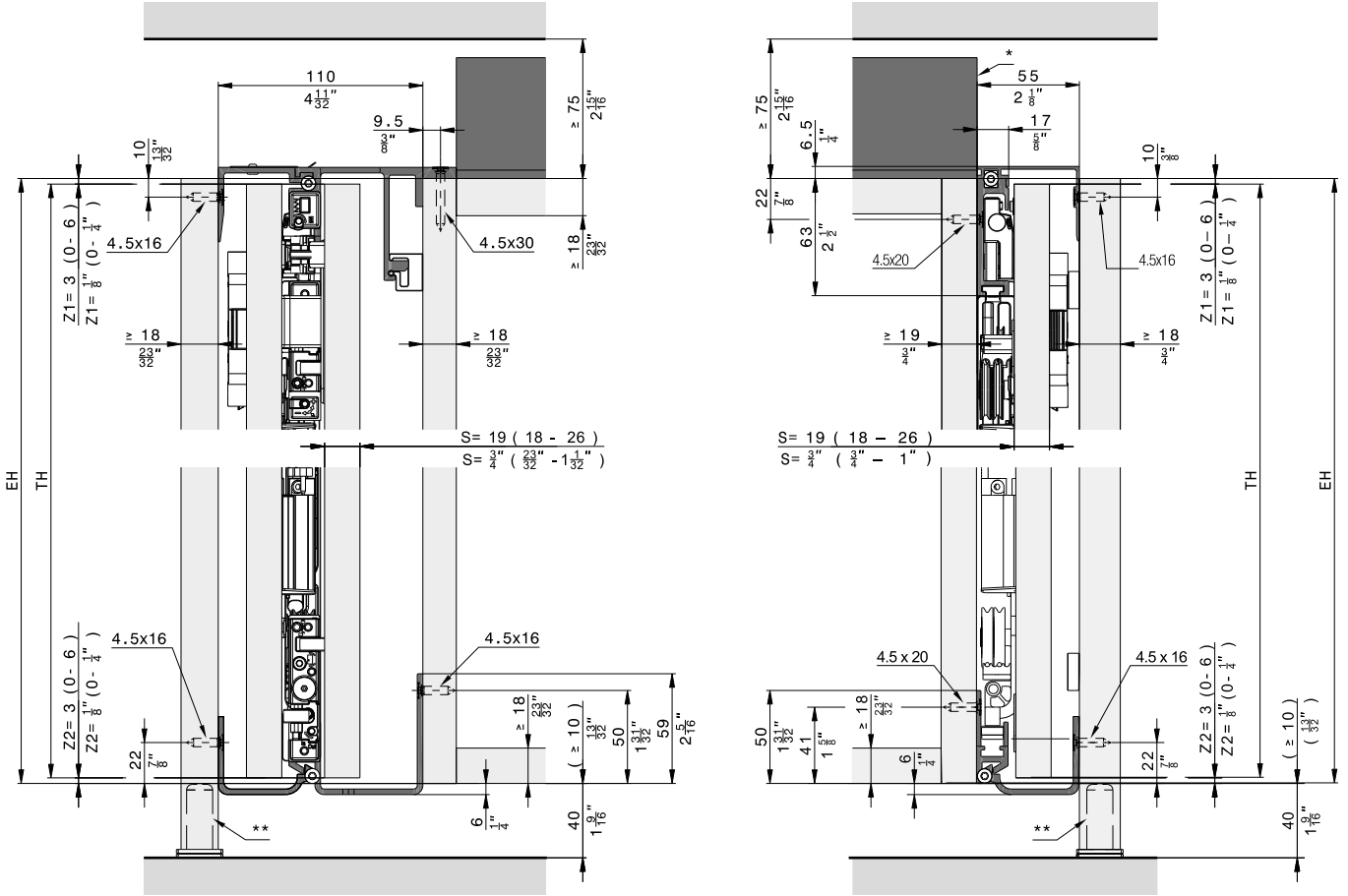
Floor-to-ceiling doors without base panels,
2 doors and 4 doors



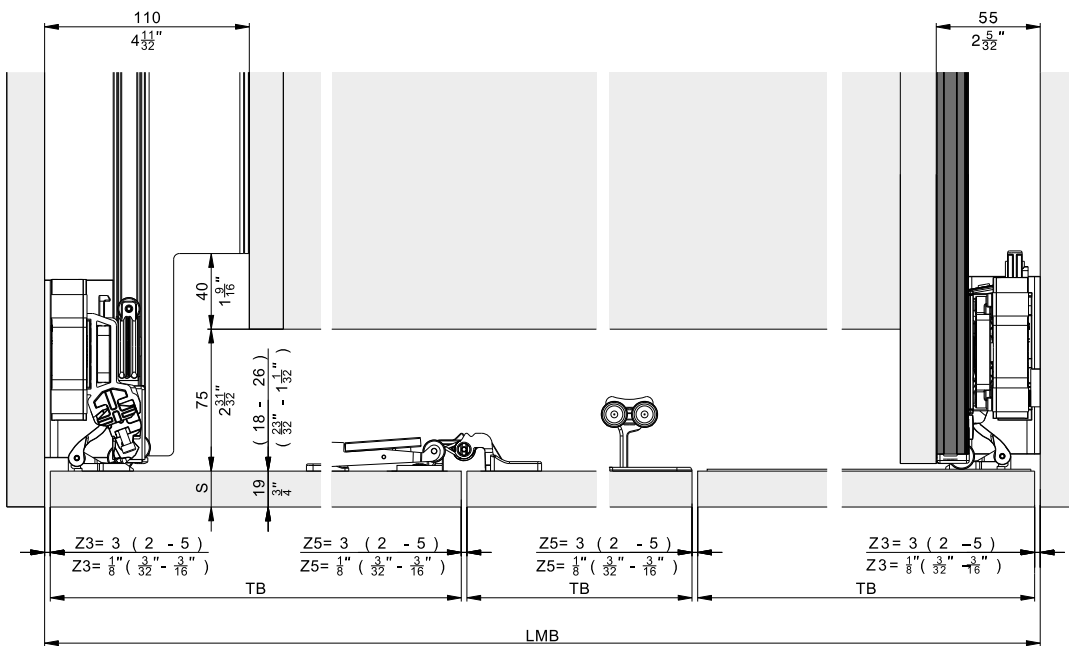
* Reinforcement profile for 3-door and 4-door systems without separating walls

** Recommendation: Use adjustable foot

Overlay door without base profile, 3 doors

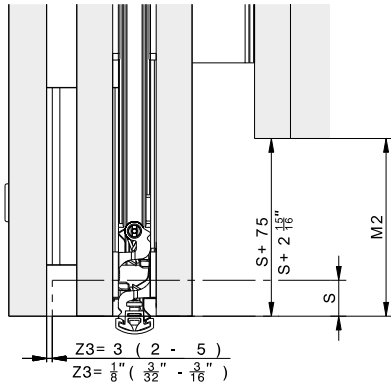


- * Reinforcement profile for 3-door and 4-door systems without separating walls
- ** Recommendation: Use adjustable foot

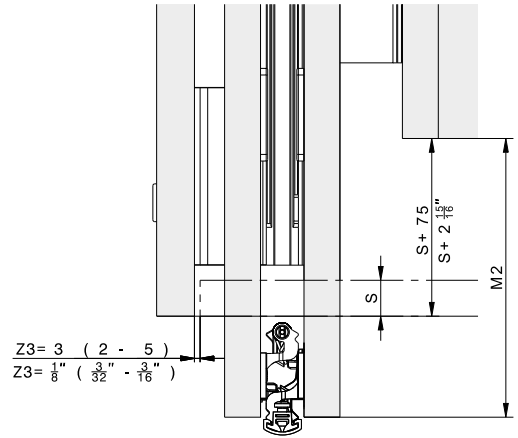


Hardware depth calculation

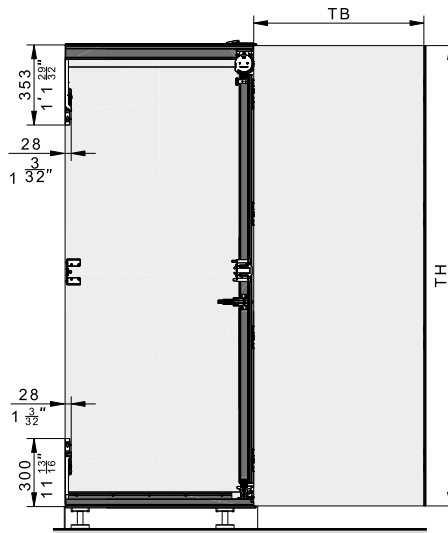
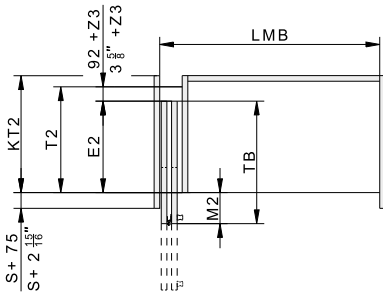
Flush door



Protruding door



	mm	Inch
T2	TB + 92 + Z3 - M2	TB + 3 ⁵ / ₈ " + Z3 - M2
E2	TB - M2	TB - M2
KT2	≥ T2	≥ T2
M2	≥ S + 75 ≤ TB - 390	≥ S + 2 ¹⁵ / ₁₆ " ≤ TB - 1' 3 ¹¹ / ₃₂ "



- S = Door thickness
- Z = Gap size
- E2 = Slide-in depth
- T2 = Hardware depth
- TB = Door width
- TH = Door height
- KT2 = Cabinet depth
- LMB = Inside clearance
- M2 = Door projection over cabinet

Accessories

– Straightening fitting from page 323

Planning/execution

Configure with just a few clicks at www.hawa.com/configurator

Further information about the product can be found on www.hawa.com.