








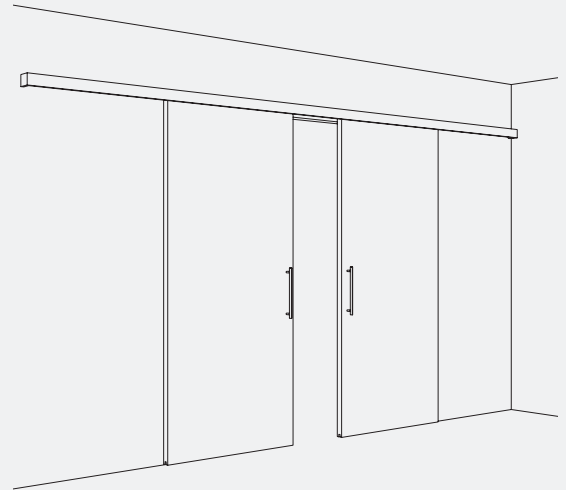
Fitting for 2 synchronously opening wooden doors up to 100 kg (220 lbs.), with surface mounted running track. Wall mounting.

Product highlights

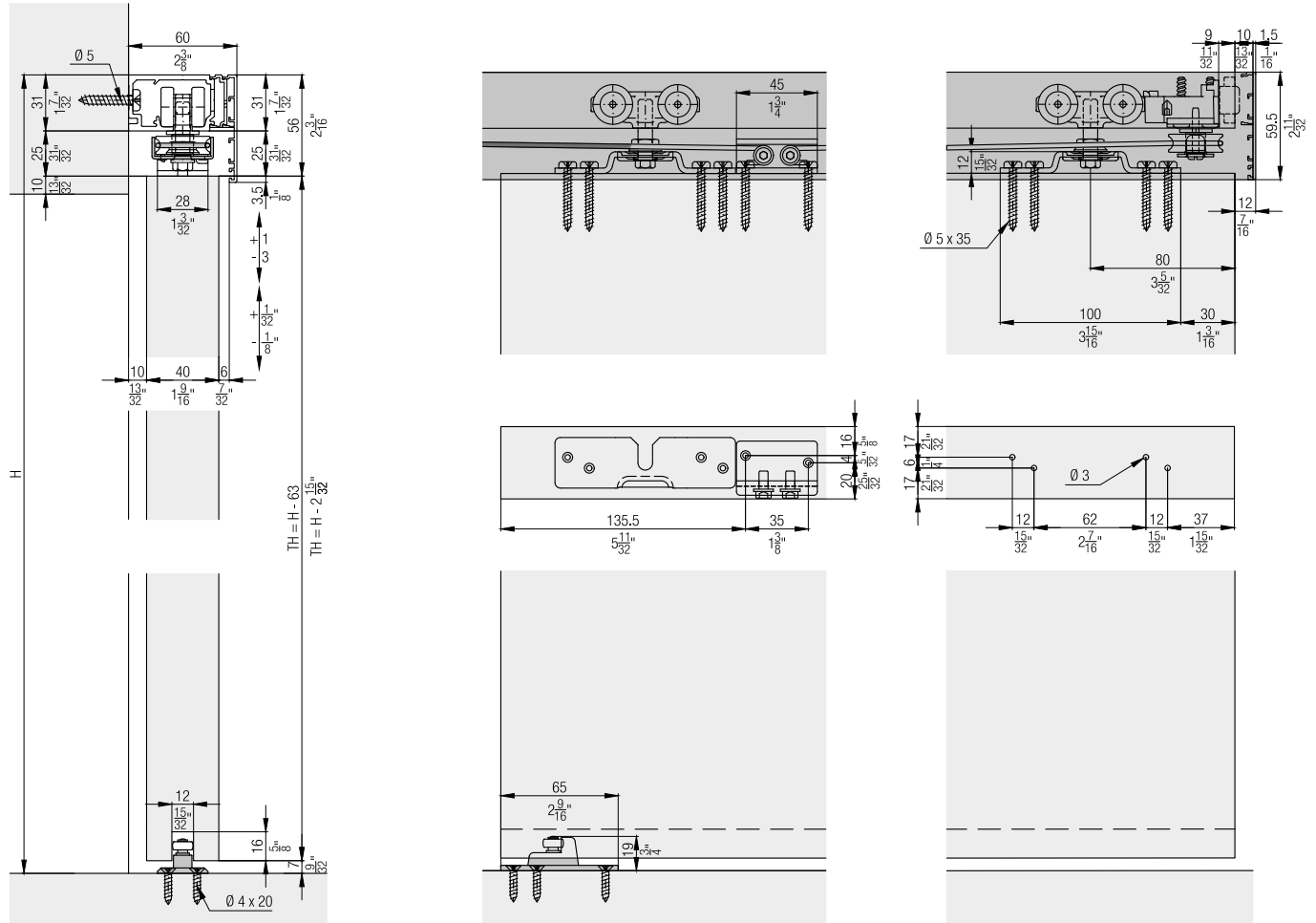
-  **Flexibility** Standard applications can be extended with the Synchro option
-  **Comfort** Two doors open simultaneously and make large, fully accessible openings possible
-  **Aesthetics** Also available in black as a "Black Edition" design option for a particularly attractive appearance

Technical specifications

-  Max. 100 kg (220 lbs.)
-  Max. 2700 mm (8' 10 5/16")
-  Max. 1200 mm (3' 11 1/4")
-  30–45 mm (1 3/16" to 1 25/32")

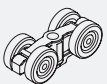
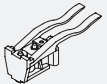




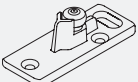





Installation examples











**Set for ceiling mounting,
for 1 wooden door up to 100 kg (220 lbs.) (order 2x)**

| | No. |
|--|--------------|
| Hawa Porta/Divido 100 H/HC, for 1 door | 057.3139.071 |
| Hawa Porta 100 H/HC, black, for 1 door | 057.3139.075 |

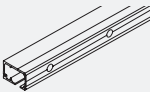
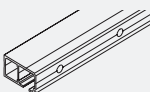
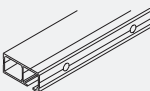

| Set consisting of: | 057.3139.071 | | 057.3139.075 | | No. |
|--|--------------|---|--------------|--|--------------|
| | | | | | |
|  Running gear, ball bearing, rollers, plastic, white | 2 | 2 | | | 057.3114.071 |
|  Stopper, with retention spring, plastic, gray | 2 | | | | 057.3073.072 |
|  Suspension bolt, M8x32 mm (5/16" x 1 1/4"), steel, zinc-plated | 2 | 2 | | | 057.0123.104 |
|  Hexagon locking nut, M8, steel, zinc-plated | 2 | 2 | | | 768.9005.101 |
|  Support bracket, height and lateral adjustable, steel, zinc-plated | 2 | 2 | | | 057.3129.101 |
|  Pan head screw, 5x35 mm (3/16" x 1 3/8"), steel, zinc-plated | 8 | 8 | | | 766.6051.135 |
|  Bottom guide, with roller, adjustable, plastic, anthracite | 1 | 1 | | | 057.3120.071 |
|  Countersunk head screw, 4x20 mm (5/32" x 25/32"), steel, zinc-plated | 4 | | | | 766.5042.120 |
|  Stopper, with retention spring, plastic, black | | | 2 | | 057.3073.076 |
|  Countersunk head screw, 4x20 mm (5/32" x 25/32"), steel, zinc-plated | | | 4 | | 600.0000.817 |

Synchro set

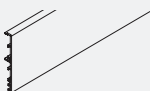
| | No. |
|--|--------------|
| Hawa Porta 60/100 H/HC and Hawa Divido 100 H, Synchro, for 2 doors | 042.3027.072 |

| Set consisting of: | 042.3027.072 | | No. |
|--|--------------|--|--------------|
| | | | |
|  Deviating roller, ball bearing | 2 | | 055.0101.001 |
|  Cable safety, steel, zinc-plated | 2 | | 056.0124.101 |
|  Clamp piece, steel, zinc-plated | 2 | | 057.0113.101 |
|  Kevlar cable, D= 2.5 mm (3/32") | 1 | | 752.0059.104 |
|  Flat washer, M5, 5.3/15/2 mm (3/16"/19/32"/3/32"), steel, zinc-plated | 2 | | 600.0000.681 |
|  Rounded head screw, 5x25 mm (3/16" x 31/32"), steel, zinc-plated | 2 | | 762.9455.000 |
|  Head cap screw, with flange, M5x10 mm (3/16" x 13/32"), steel, zinc-plated | 4 | | 762.9365.000 |
|  Pan head screw, 5x35 mm (3/16" x 1 3/8"), steel, zinc-plated | 4 | | 766.6051.135 |

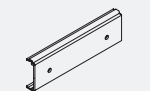
Running tracks

| | | mm (inch) | No. |
|---|---|-------------------------|--------------|
|  | Running track, aluminum, anodized, pre-drilled | 2,500 (8' 2 7/16") | 057.3112.250 |
| | | 3,500 (11' 5 25/32") | 057.3112.350 |
| | | 6,000 (19' 8 7/32") | 057.3112.600 |
| | | cut to size | 057.3112.990 |
|  | Running track, aluminum, black anodized, pre-drilled | 2,500 (8' 2 7/16") | 057.3112.255 |
| | | 3,500 (11' 5 25/32") | 057.3112.355 |
| | | cut to size | 057.3112.990 |
|  | Running track, extended spacing of +9 mm (11/32") between door and wall, aluminum, anodized, pre-drilled | 2,500 (8' 2 7/16") | 30617 |
| | | 6,000 (19' 8 7/32") | 30618 |
| | | cut to size | 30668 |
|  | Running track, extended spacing of +20 mm (25/32") between door and wall, aluminum, anodized, pre-drilled | 2,500 (8' 2 7/16") | 30619 |
| | | 6,000 (19' 8 7/32") | 30620 |
| | | cut to size | 30669 |

Panels






| | | mm (inch) | No. |
|---|---|-------------------------|--------------|
|  | Clip-on panel, aluminum, anodized | 2,500 (8' 2 7/16") | 042.3004.250 |
| | | 3,500 (11' 5 25/32") | 042.3004.350 |
| | | 6,000 (19' 8 7/32") | 042.3004.600 |
| | | cut to size | 042.3004.990 |
| | Clip-on panel, aluminum, black anodized | 2,500 (8' 2 7/16") | 042.3004.255 |
| | | 3,500 (11' 5 25/32") | 042.3004.355 |

Clip-on components

| | | No. |
|--|---|--------------|
|  | Clip component for wooden and aluminum panel, every 500 mm (1' 7 11/16"), aluminum, pre-drilled | 057.3117.001 |
| | Clip component for wooden and aluminum panel, every 500 mm (1' 7 11/16"), aluminum, black anodized, pre-drilled | 057.3117.005 |





Panel end component set, 59 mm (2 5/16"), aluminum, for running track 057.3112.xxx

| | | No. |
|---|--|--------------|
| Panel end component set, with fixation clip, 59x60 mm (2 5/16x2 3/8"), aluminum, black anodized | | 042.3028.056 |
| Panel end component set, with fixation clip, 59x60 mm (2 5/16x2 3/8"), aluminum, anodized | | 042.3028.076 |

| | | 042.3028.056 | 042.3028.076 | No. |
|--|---|--------------|--------------|--------------|
| Set consisting of: | | | | |
|  | Panel end component, 59 mm (2 5/16"), aluminum, black anodized | 1 | | 042.3028.956 |
|  | Bracker connector, steel, zinc-plated | 2 | 2 | 057.3051.101 |
|  | Fixation clip for wooden and aluminum panel, steel, zinc-plated | 1 | 1 | 057.3126.101 |
|  | Screw, M4x2.6 mm (5/32"x 1/8"), steel, zinc-plated | 4 | 4 | 011.0101.171 |
|  | Panel end component, 59 mm (2 5/16"), aluminum, anodized | | 1 | 042.3028.906 |

Panel end component set, 79 mm (3 1/8"), can be shortened, aluminum, for running track 30617, 30618, 30619, 30620, 30668, 30669

| | | No. |
|--|--|-------|
| Panel end component set, with fixation clip, 59x60 mm (3 1/8x2 3/8"), aluminum, anodized | | 30593 |

| | | 30593 | No. |
|---|---|-------|--------------|
| Set consisting of: | | | |
|  | Panel end component, 79 mm (3 1/8"), aluminum, anodized | 1 | 30590 |
|  | Bracker connector, steel, zinc-plated | 2 | 057.3051.101 |
|  | Fixation clip for wooden and aluminum panel, steel, zinc-plated | 1 | 057.3126.101 |
|  | Screw, M4x2.6 mm (5/32"x 1/8"), steel, zinc-plated | 4 | 011.0101.171 |


End cap set for running track 057.3112.xxx

| | |
|--|--------------|
| | No. |
| End cap set, with fixation clip, plastic, anthracite | 057.3132.072 |


Set consisting of:

| | | |
|---|---|----------------|
| | 057.3132.072 | No. |
|  | End cap, plastic, anthracite | 1 057.3132.071 |
|  | Fixation clip for wooden and aluminum panel, steel, zinc-plated | 2 057.3126.101 |

Bottom guide set for wall mounting

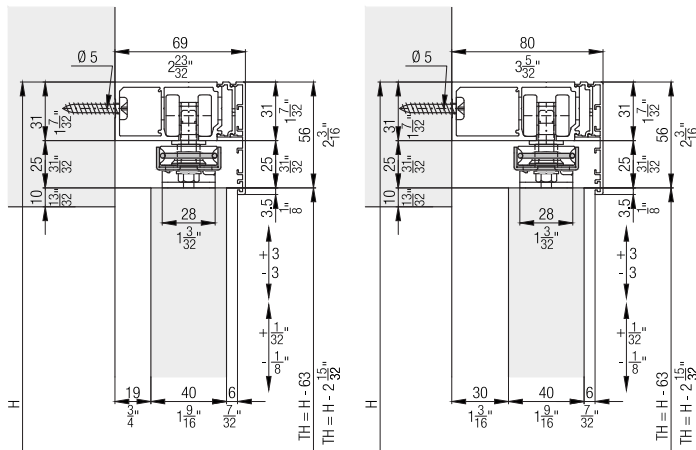
| | |
|---|--------------|
| | No. |
|  | 057.3128.171 |

Accessories

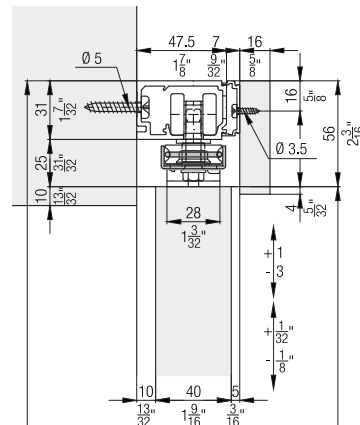
| | |
|---|--------------|
| | No. |
|  | 057.3099.071 |

Further installation examples

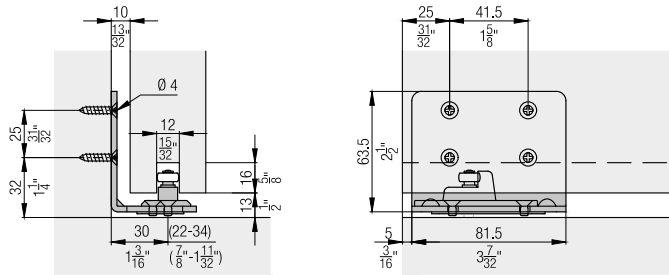
Wall mounting rails with extended spacing of +9 mm/+20 mm (11/32"/25/32") between door and wall.



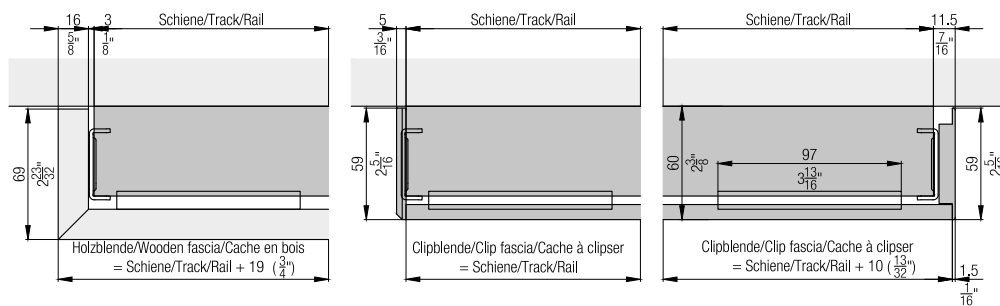
Wooden panel




Optional: Wall bracket bottom guide



Calculations of panels



Calculations



Accessories

- Lock solutions from page 511
- General accessories from page 518

Planning/execution

Further information about the product can be found on www.hawa.com.