

# Just

PIANO A RIBALTA CON GAMBA SINGOLA  
ABBATTIBILE TELESCOPICA  
TILTING TOP WITH SINGLE TELESCOPIC  
FOLDING LEG

DESIGN  
ATIM R&S / ATIM R&D

## FINITURA FINISHING

Inox Bronzino

## PORTATA LOAD CAPACITY

100 Kg equamente distribuiti  
100 Kg evenly distributed

## PACKAGING

118x18x8 cm


4 Kg

0,017 m<sup>3</sup>

## SCORRIMENTO SLIDING

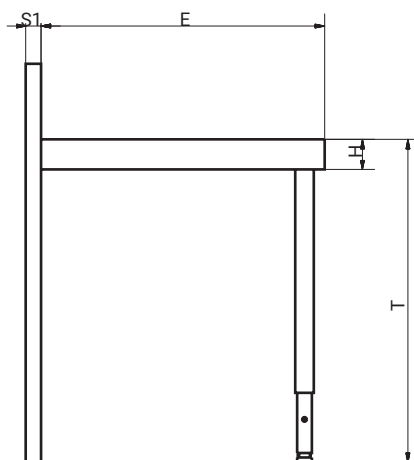
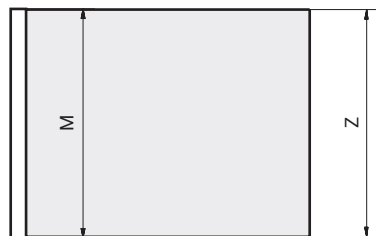
Alluminio / Alluminio

Aluminium / Aluminium



## NOTE

L'articolo non prevede la fornitura delle parti in legno.  
The item does not include the supply of wooden parts.



CODICE CODE	M	H MIN	T	S1 MIN	E	Z MIN	S MIN
411/78.1990.25	600	80	855	40	750	600	18

Valori espressi in millimetri. Value expressed in millimetres.

Legenda tabella a pagina 112. Table key on page 112.