



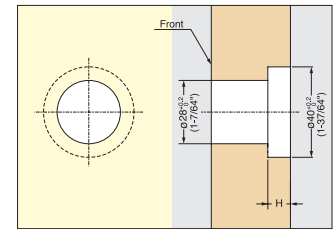
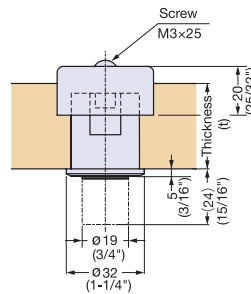
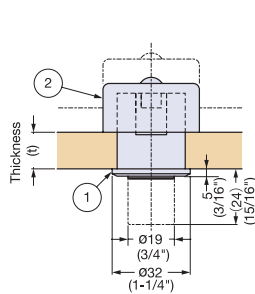
## Zwei L Push Knob



ZL-1908



• Includes stainless steel screw.



Cut Out Dimensions

Item No.	No.	Part Name	Material	Finish/Color
ZL-1908	①	Push Knob (Base Included)	316 Stainless Steel	Zwei L
	②	Body	ABS	Black
	③	Case	Zinc Alloy, ABS	Black

Door Thickness (t)	Counterbore Depth (H)
13~23 mm (33/64"~29/32")	0
24~33 mm (61/64"~1-19/64")	Door Thickness-23

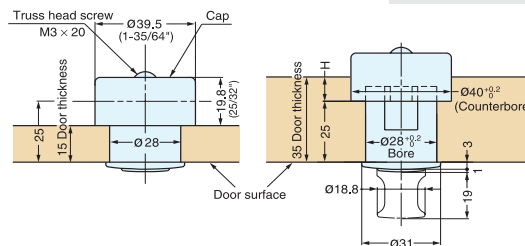
## PUSH KNOB



PK-03



- Knob can be pushed in when not in use.
- For door thickness 15~25 mm. (19/32"~1")
- Can be used on thickness up to 35 mm (1-3/8") by counterboring.
- Similar style to push knob latches PKL-08 (P.136).



Material	Finish/Color
Zinc Alloy	Black Nickel (BN)
	Chrome (CR)
ABS	Gold (GA)
	Black

Item No.	Finish	Weight (g)	Box (pcs)	Carton (pcs)
PK-03/GA	Gold	67	20	200
PK-03/CR	Chrome			
PK-03/BN	Black Nickel			

Door Thickness	H (Counterbore)
15~25 mm	None
26~35 mm	H = Door Thickness-25