







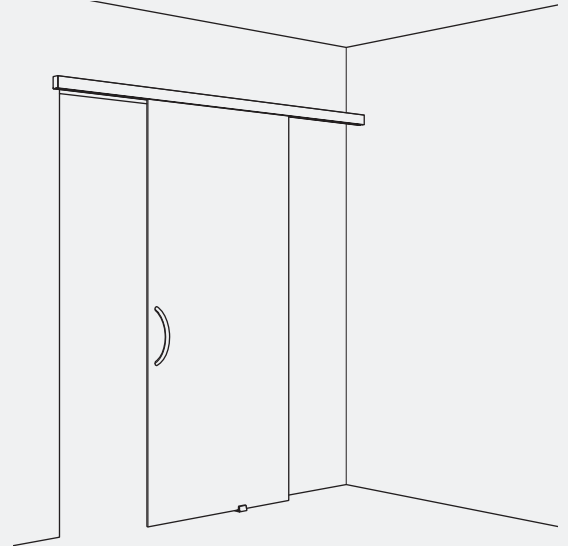
**Fitting for top-running glass doors up to 40 kg (88 lbs.), with surface mounted running track. Optionally with soft and self closing mechanism. Wall mounting.**

**Product highlights**

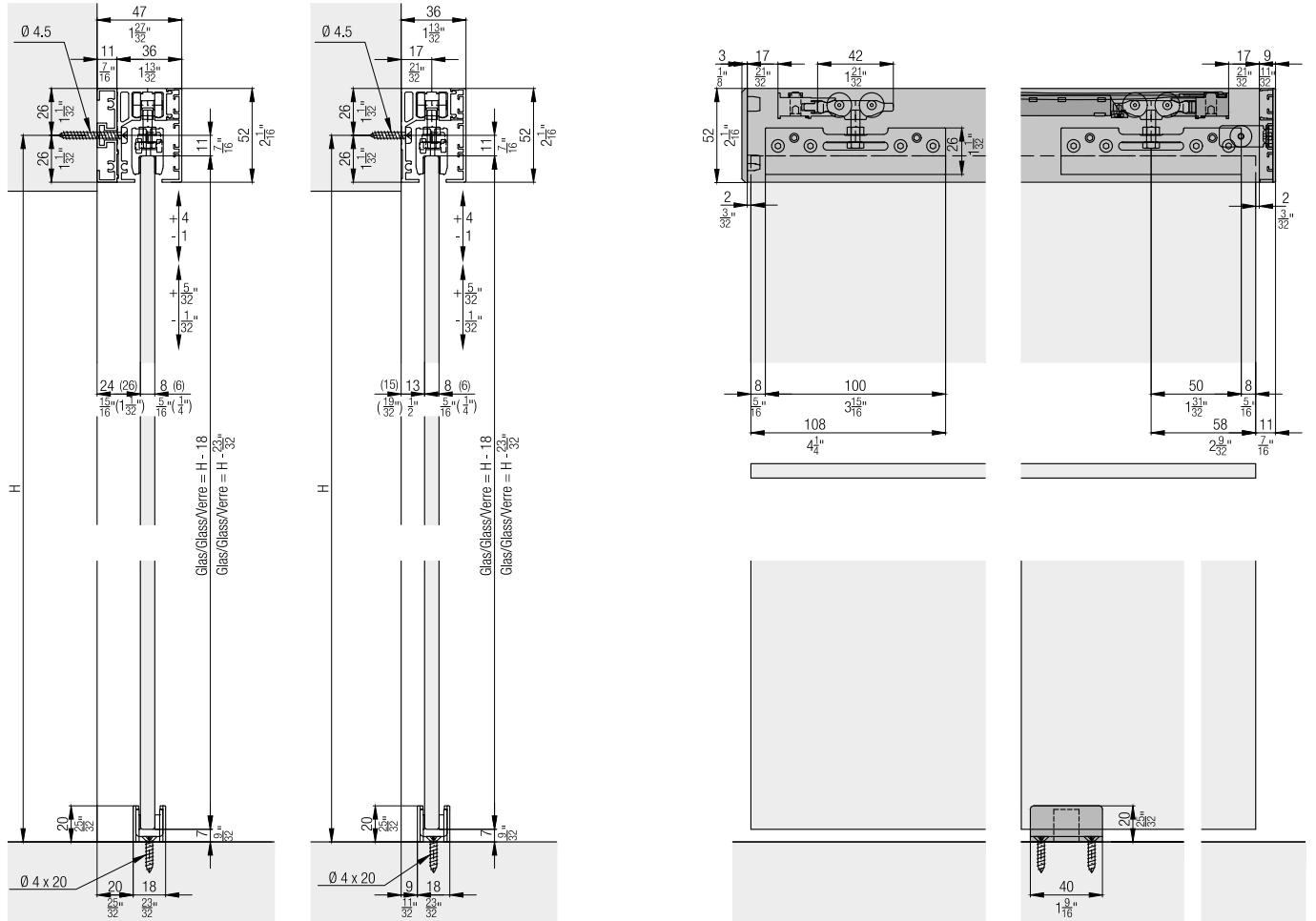
-  **Flexibility** Multi-faceted product range, same parts for wooden and glass solutions
-  **Productivity** No glass processing thanks to clamping shoe connection

**Technical specifications**

-  Max. 40 kg (88 lbs.)
-  Max. 2200 mm (7'2 5/8")
-  Max. 1000 mm (3'3 3/8")
-  6-8 mm (1/4" to 5/16")



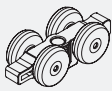



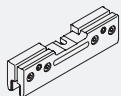

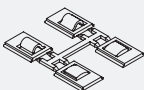

**Installation examples**



**Set for wall mounting, for 1 glass door up to 40 kg (88 lbs.)**





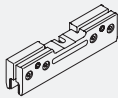

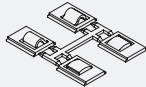




	No.
Hawa Porta 40 GE, for 1 door	057.3157.071

**Set consisting of:**

		057.3157.071	No.
	Running gear, plain bearings, rollers, plastic, white	2	057.3149.071
	Stopper, plastic, gray	2	057.3148.071
	Hexagon screw, M5x18 mm (3/16"x23/32"), steel, zinc-plated	2	600.0000.646
	Prevailing torque, M5, steel, zinc-plated	2	600.0000.459
	Clamping shoe, zinc diecast, aluminum, glass thickness 6-8 mm (1/4"-5/16")	2	053.3161.071
	Bottom guide, chrome-plated, matt	1	053.3191.901
	Slider bottom guide, plastic, gray	1	053.0146.002
	Countersunk head screw, 4x20 mm (5/32"x25/32"), steel, zinc-plated	2	766.5042.120


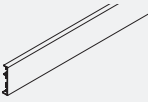


**Set for wall mounting, for 1 glass door up to 40 kg (88 lbs.)**

	No.
Hawa Porta 40 GE, with soft close and track, 2000 mm (6' 6 3/4"), aluminum, anodized, for 1 door	057.3157.072
Hawa Porta 40 GE, with soft close and track, 2000 mm (6' 6 3/4"), aluminum, stainless steel look, for 1 door	057.3157.073


		mm (inch)	057.3157.072	057.3157.073	No.
	Soft close, up to 40 kg (88 lbs.), running gear premounted		2	2	057.3158.073
	Stopper with release piece to soft close		2	2	057.3151.071
	Hexagon screw, M5x18 mm (3/16"x23/32"), steel, zinc-plated		2	2	600.0000.646
	Prevailing torque, M5, steel, zinc-plated		2	2	600.0000.459
	Clamping shoe, zinc diecast, aluminum, glass thickness 6-8 mm (1/4"-5/16")		2	2	053.3161.071
	Bottom guide, chrome-plated, mat		1	1	053.3191.901
	Slider bottom guide, plastic, gray		1	1	053.0146.002
	Countersunk head screw, 4x20 mm (5/32"x25/32"), steel, zinc-plated		2	2	766.5042.120
	Cover cap, left, plastic, anthracite		1	1	053.3192.001
	Cover cap, right, plastic, anthracite		1	1	053.3192.002
	Track cleaner, plastic, red		1	1	040.3142.071

Continued table on next page

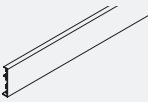
Table continued from previous page

	Running track, aluminum, anodized, pre-drilled	2,000 (6' 6 3/4 ")	1	057.3146.200
	Clip-on panel, aluminum, anodized	2,000 (6' 6 3/4 ")	1	053.3195.200
	Running track, aluminum, stainless steel look, pre-drilled	2,000 (6' 6 3/4 ")	1	057.3146.204
	Clip-on panel, aluminum, stainless steel look	2,000 (6' 6 3/4 ")	1	053.3195.202

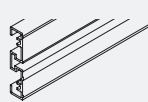
**Running tracks**

		mm (inch)	No.
	Running track, aluminum, anodized, pre-drilled	6,000 (19' 8 7/32")	057.3146.600
		cut to size	057.3146.990
	Running track, aluminum, stainless steel look, pre-drilled	6,000 (19' 8 7/32")	057.3146.602
		cut to size	057.3146.992

**Panels**

		mm (inch)	No.
	Clip-on panel, aluminum, anodized	6,000 (19' 8 7/32")	053.3195.600
		cut to size	053.3195.990
	Clip-on panel, aluminum, stainless steel look	6,000 (19' 8 7/32")	053.3195.602
		cut to size	053.3195.992





**Spacer tracks**

		mm (inch)	No.
	Spacer track, aluminum, anodized, pre-drilled	2,000 (6' 6 3/4 ")	057.3166.200
		cut to size	057.3166.990

**Panel end component set, 36 mm (1 13/32"), aluminum**

	No.
Panel end component set, 36 mm (1 13/32"), aluminum, left	057.3107.071
Panel end component set, 36 mm (1 13/32"), aluminum, right	057.3107.072





**Set consisting of:**

		057.3107.071	057.3107.072	No.
	Panel end component, left, aluminum, anodized	1		053.3195.901
	Bracker connector, steel, zinc-plated	1	1	057.3051.101
	Screw, M4x2.6 mm (5/32"x1/8"), steel, zinc-plated	2	2	011.0101.171
	Panel end component, left, aluminum, stainless steel look		1	053.3195.902

**Panel end component set, 47 mm (1 27/32"), aluminum**





	No.
Panel end component set, 47 mm (1 27/32"), aluminum, left	057.3107.081
Panel end component set, 47 mm (1 27/32"), aluminum, right	057.3107.082

**Set consisting of:**

		057.3107.081	057.3107.082	No.
	Panel end component, 47 mm (1 27/32"), left, aluminum, anodized	1		057.3107.077
	Bracker connector, steel, zinc-plated	1	1	057.3051.101
	Screw, M4x2.6 mm (5/32"x 1/8"), steel, zinc-plated	2	2	011.0101.171
	Panel end component, 47 mm (1 27/32"), right, aluminum, anodized		1	057.3107.079




**Panel end component set, 36 mm (1 13/32"), stainless steel effect**

	No.
Panel end component set, 36 mm (1 13/32"), stainless steel look, left	057.3107.075
Panel end component set, 36 mm (1 13/32"), stainless steel look, right	057.3107.076

Set consisting of:		057.3107.075	057.3107.076	No.
	Panel end component, left, aluminum, stainless steel look	1		053.3195.908
	Bracker connector, steel, zinc-plated	1	1	057.3051.101
	Screw, M4x2.6 mm (5/32"x1/8"), steel, zinc-plated	2	2	011.0101.171
	Panel end component, right, aluminum, stainless steel look		1	053.3195.909




**Panel end component set, 36 mm (1 13/32"), plastic**

	No.
End cap set, plastic, anthracite	053.3192.071
End cap set to spacer track 057.3166.200	057.3162.071




Set consisting of:		053.3192.071	057.3162.071	No.
	Cover cap, left, plastic, anthracite	1		053.3192.001
	Cover cap, right, plastic, anthracite	1		053.3192.002
	Cover cap to spacer track, plastic, anthracite		2	057.0187.001

**Soft close**

	No.
Soft close, up to 40 kg (88 lbs.)	057.3159.073

Set consisting of:		057.3159.073	No.
	Soft close, up to 40 kg (88 lbs.)	2	057.3156.073
	Release piece soft close	2	057.0182.101
	Thread rolling rounded head screw, M2.5x5 mm (3/32"x3/16"), steel, zinc-plated	2	600.0000.764

**Accessories**

	No.	
	Bottom door stopper, with centering, chrome-plated, matt	20773
	Bottom door stopper, with centering, stainless steel look	21473
	Track cleaner, plastic, red	040.3142.071

