

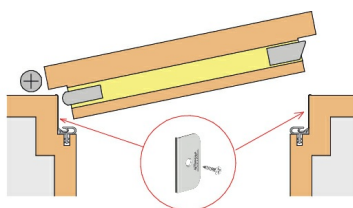
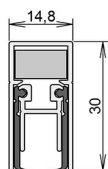


Schall-Ex DUO L-15 WS

Product images



Cross section drawing



Details

<i>Article number</i>	1-382
<i>Product description</i>	<ul style="list-style-type: none"> ↪ SCHALL-EX DUO L-15 WS ↪ Double actuation ↪ High sound reduction values > 50dB with 7 mm sealing height ↪ No visible worn areas ↪ Minimal pressure required for actuation ↪ For fitting: in the groove ↪ Actuator: on hinge side ↪ Actuator: on the lock side
<i>Function</i>	hinged door
<i>Door leaf material</i>	Wood Metal

Technical data

<i>Maximum length (mm)</i>	2000
<i>Minimum length (mm)</i>	708
<i>Standard lengths (mm)</i>	708 , 833 , 958 , 1083 , 1208
<i>Reducibility</i>	125
<i>Groove width x height (mm)</i>	15 x 30
<i>Actuation</i>	Double actuation
<i>Maximum travel (mm)</i>	14
<i>Maintenance free</i>	Yes

Installation

<i>Mounting type</i>	In-groove
<i>Accessories</i>	art. no. 5435

