







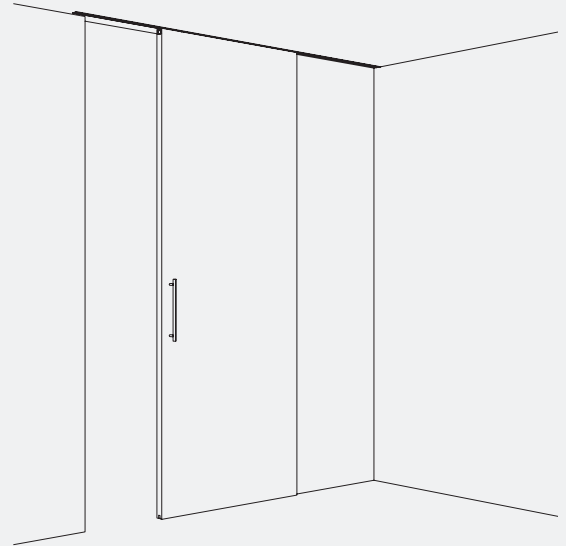
**Fitting for top-running wooden doors up to 40 kg (88 lbs.), with surface mounted running track or running track flush with the ceiling. Optionally with soft and self closing mechanism. Wall or ceiling mounting. Minimal installation height.**

**Product highlights**

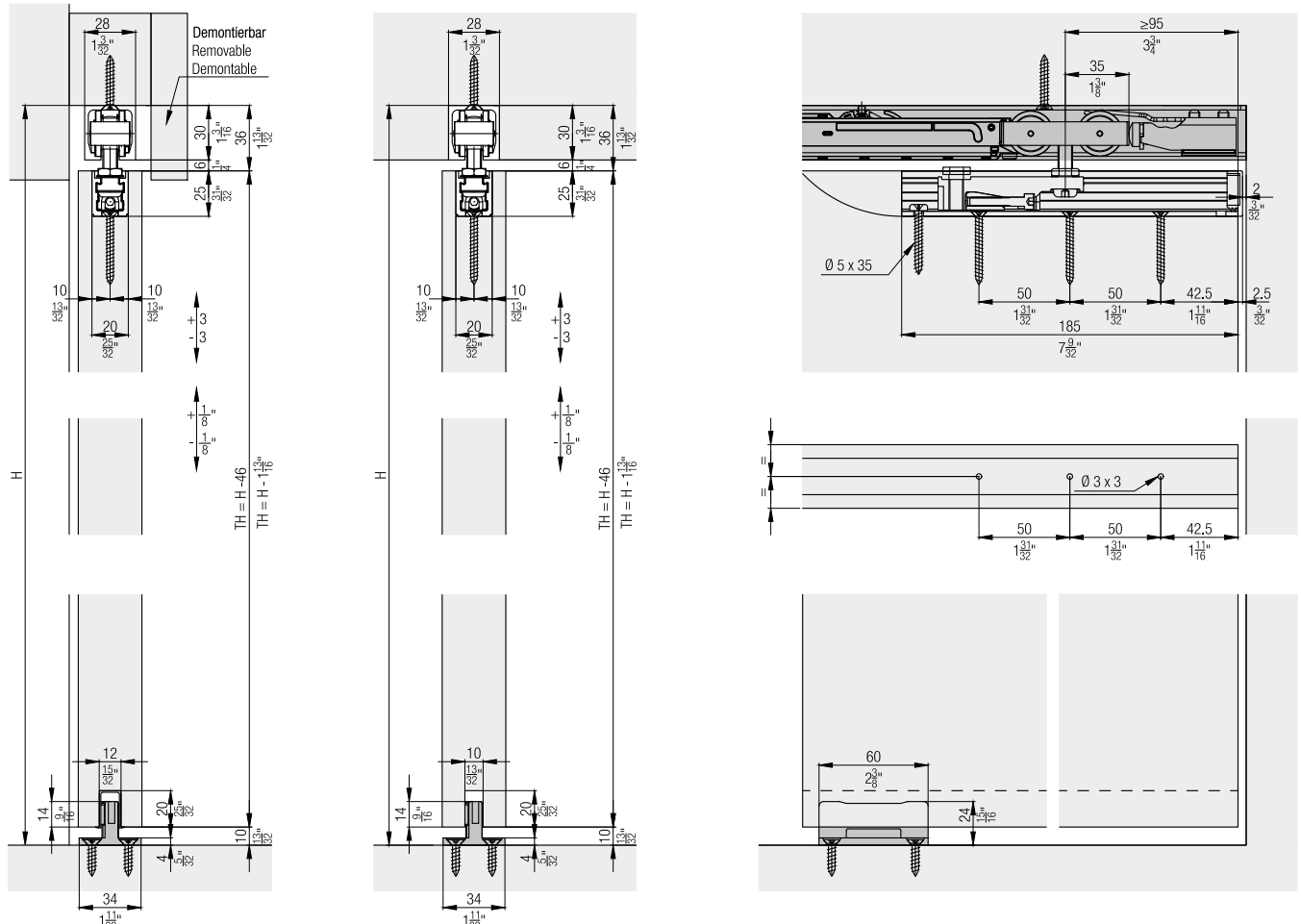
-  **Productivity** Tool-less door mounting
-  **Aesthetics** Minimum installation height – only 1 mm (1/32") gap between door and running track

**Technical specifications**

-  Max. 40 kg (88 lbs.)
-  Max. 4000 mm (13'1 15/32")
-  Max. 3000 mm (9'10 1/8")
-  35–80 mm (1 3/8" to 3 5/32")



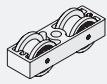
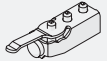






**Installation examples**




**Set for 1 wooden door up to 40 kg (88 lbs.)**

	No.
Hawa Junior 40 B, for 1 door	25903
Hawa Junior 40 B, with 2 track stoppers, for 1 door	26039


**Set consisting of:**

	25903	26039	No.
 Two-wheeled running gear, M8, plastic wheels	2	2	25898
 Stopper, with adjustable retention spring	1	2	10640
 Suspension profile, plate with screw M8, frontal attachment	2	2	19631
 Cover cap to suspension profile, plastic, anthracite	2	2	21520
 Bottom guide, zero tolerance, groove width 10 mm (13/32"), plastic black	1	1	14427
 Screw-on rubber door stop	1	1	10629
 Adjustment and fixing key for suspension assembly	1	1	10793
 Hex key 4 mm, length 160 mm	1	1	19931


**Running tracks**

	mm (inch)	No.
 Running track, aluminum, anodized, pre-drilled	1,400 (4' 7 1/8 ")	10213
	1,600 (5' 3 ")	10214
	1,800 (5' 10 7/8 ")	10215
	2,000 (6' 6 3/4 ")	10216
	2,500 (8' 2 7/16 ")	25997
	3,000 (9' 10 1/8 ")	18530
	4,000 (13' 1 15/32 ")	18531
	6,000 (19' 8 7/32 ")	10211
cut to size	10217	

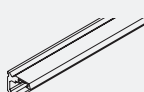
**Guide tracks**

	mm (inch)	No.
 Guide track, for groove mounting, plastic, 10-piece set	1,300 (4' 3 3/16 ")	14540



**Soft close SoftMove 40**  
For soft closing in opening and closing direction order 2 sets.

	No.
 Soft close SoftMove 40	25987





**Angled profiles for wall mounting**

	mm (inch)	No.
 Angled profile for wall mounting, aluminum, anodized, pre-drilled	2,000 (6' 6 3/4 ")	18404
	4,000 (13' 1 15/32 ")	18636
	6,000 (19' 8 7/32 ")	18403
	cut to size	18405

**Individual components to angled profile**

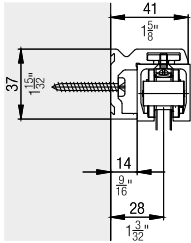
		No.
	Assembly set for wall mounting, 10-piece set	17785
	Cover cap, wall mounting, plastic, anthracite, 1 pair	21502

**Accessories**

		No.
	Cover cap for running track Hawa Junior 40, plastic, anthracite	20901
	Bottom door stopper, with centering, stainless steel look	21473
	Bottom door stopper, with centering, chrome-plated, matt	20773
	Bottom guide, rattle proof, groove width 10 mm (13/32\"), plastic, black, 10-piece set	25958

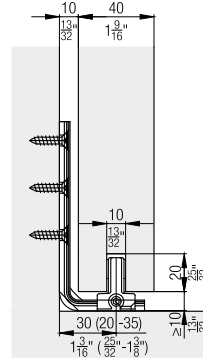
**Angled profile for wall mounting**

The intelligent wall mounting with the angled profile for Hawa Junior running tracks for a door weight of up to 40 kg (88 lbs.).



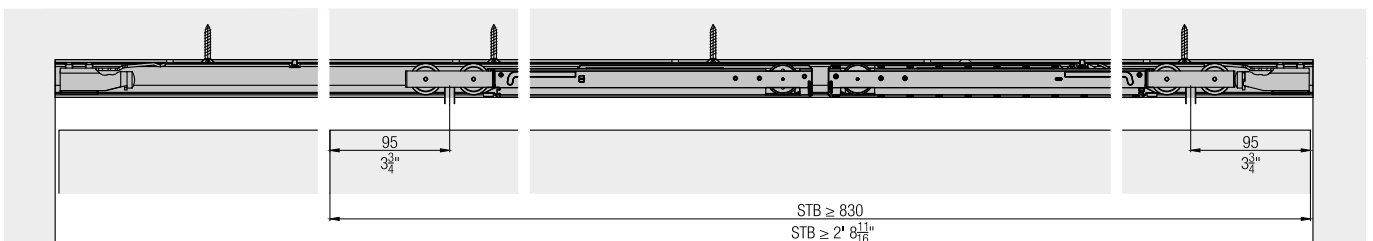
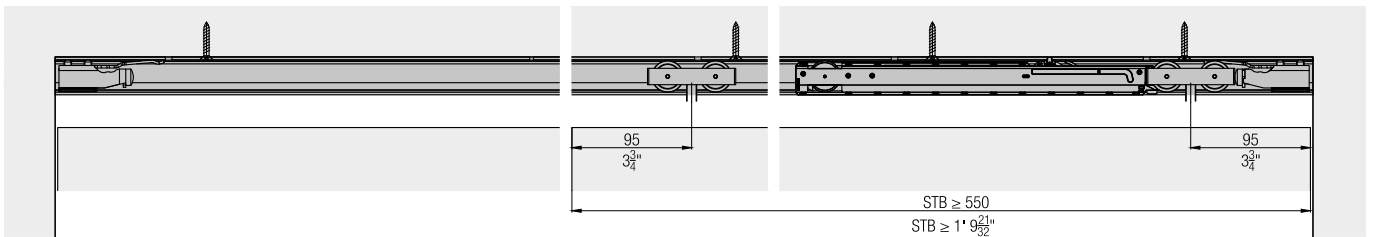
**Hawa Confort 120**

The convenient solution for inadequate fastening options in brittle sub-floors or in the area of floor heating. This bottom guide is mounted on the wall. Details and accessories from page 476.



**SoftMove 40 soft closing mechanism**

Completely integrated into the running track, the SoftMove 40 decelerates sliding doors and draws them into their final position.



**Accessories**

- Hawa Junior bottom guides for wall mounting from page 476
- Lock solutions from page 479
- General accessories from page 487

**Planning/execution**

Further information about the product can be found on [www.hawa.com](http://www.hawa.com).